

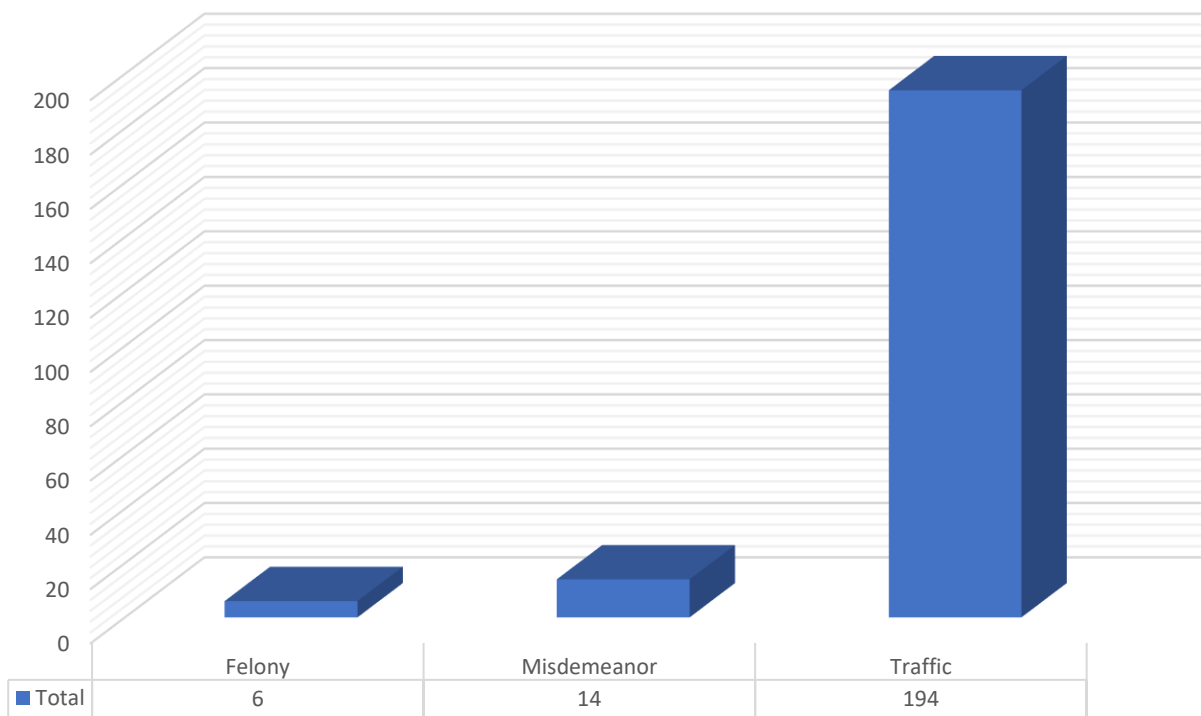


# New Castle City Police Monthly Report

July 2022

Total Complaints	Total Dispatched Calls	Crime Reports Written	Field Service Reports
<b>693</b>	<b>430</b>	<b>146</b>	<b>271</b>
Overdose/NARCAN	DUI	Shooting Outside City	Shooting Inside City
<b>0</b>	<b>5</b>	<b>2</b>	<b>0</b>

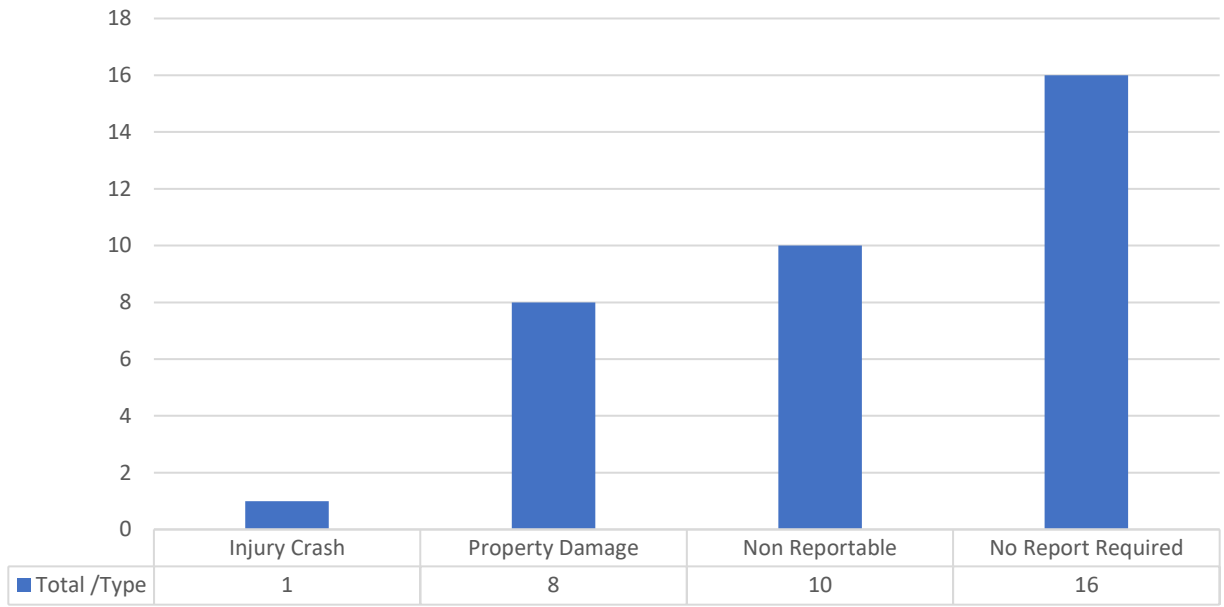
## July 2022 Enforcement Data



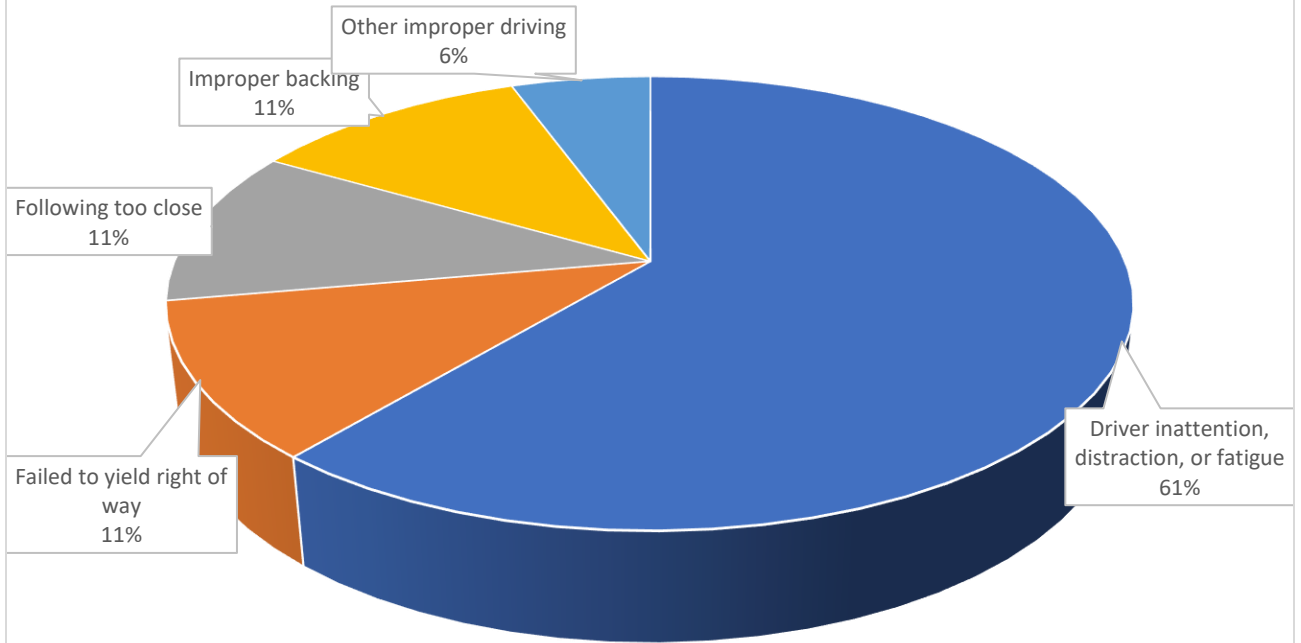
## July 2022 YTD Crime Statistics

Part I Crimes		
Crime	2022	2021
Murder/Manslaughter	<u>0</u>	<u>1</u>
Rape	<u>0</u>	<u>2</u>
Robbery	<u>1</u>	<u>4</u>
Assault/Aggravated	<u>16</u>	<u>8</u>
Burglary	<u>8</u>	<u>3</u>
Theft	<u>111</u>	<u>83</u>
Theft/Auto	<u>6</u>	<u>7</u>
All Other	<u>7</u>	<u>2</u>
	<b>149</b>	<b>110</b>
Part II Crimes		
Crime	2022	2021
Other Assaults	<u>57</u>	<u>58</u>
Rec. Stolen Property	<u>0</u>	<u>1</u>
Criminal Mischief	<u>32</u>	<u>33</u>
Weapons	<u>5</u>	<u>4</u>
Other Sex Offenses	<u>1</u>	<u>1</u>
Drugs	<u>33</u>	<u>35</u>
Noise/Disorderly Premise	<u>21</u>	<u>50</u>
Trespass	<u>21</u>	<u>16</u>
Disorderly Conduct	<u>4</u>	<u>6</u>
Other	<u>944</u>	<u>854</u>
	<b>1118</b>	<b>1058</b>
Part III Crimes		
Crime	2022	2021
Alarm	<u>297</u>	<u>263</u>
Animal Control	<u>21</u>	<u>11</u>
Recovered Property	<u>14</u>	<u>16</u>
Service	<u>495</u>	<u>602</u>
Suspicious Per/Vehicle	<u>171</u>	<u>140</u>
	<b>998</b>	<b>1032</b>
	<b>2265</b>	<b>2200</b>

### July 2022 Crash Data



### Primary Contributing Factors



July 2022  
Quality of Life Calls

Location	Incident Type
Airport Plaza Shopping Ctr	7
Animal	1
Disorderly person	1
Fight - In Progress	1
Terror. Threatening-Just Occurred	1
Theft - In Progress	2
Traffic Violation	1
Baldton	1
Animal	1
Boothhurst	1
Fireworks	1
Buttonwood	1
Fireworks	1
Centerpoint Industrial Park	2
Assault - In Progress	1
Criminal Mischief - Just Occurred	1
Dobbinsville	4
Disorderly person	1
Traffic Violation	2
Hares Corner	11
Animal	2
Assault - In Progress	2
Disorderly person	3
Harassment - In Progress	1
Terror. Threatening-Just Occurred	2
Traffic Violation	1
Downtown/Shawtown	23
Animal	2
Disorderly group	1
Disorderly person	2
Drug Violation	2
Harassment - In Progress	1
Loud Music/Party	2
Noise Complaint	1
Person with Gun	1
Suspicious person	5
Suspicious vehicle	2

Theft - Just Occurred	1
Traffic Violation	2
Trespass - In Progress	1
New Castle Manor	1
Disorderly person	1
Penn Valley	3
Fireworks	1
Person with Gun	1
Traffic Violation	1
Riveredge Industrial Park	1
Assault - In Progress	1
South River Shop Plaza	4
Disorderly person	2
Terror. Threatening-In Progress	1
Trespass - In Progress	1
The Garrison	1
Suspicious person	1
Van Dyke Plaza	1
Traffic Violation	1
Van Dyke Village	5
Disorderly person	1
Fight - In Progress	1
Loud Music/Party	3
Washington Park	2
Criminal Mischief - Just Occurred	1
Fireworks	1
Grand Total	67

## July 2022 Response Time

Each highlighted incident on the graph involves outliers in response time. In several of the incident types there were multiple outliers that affected the overall response time. Several common causes to these deviations are;

1. Responding officer not marked or does not transmit "on scene".
2. Officers delay their direct response to check the area around the location for suspects or victims known to have fled the scene.
3. Incidents are downgraded after entry but prior to dispatch.

### Priority One Calls for Service

Type of Incident	Total Number of Calls	Time
Accident PI	2	0:02:10
Assault - In Progress	4	0:05:08
Burglary - In Progress	2	0:04:06
Domestic - In Progress	16	0:04:59
Domestic w/Weapons - In Progress	2	0:05:19
Domestic w/Weapons - Just Occurred	1	0:07:04
Fight - In Progress	3	0:03:40
Fight w/Weapons - In Progress	2	0:02:39
Mental Patient Violent	3	0:06:50
Person with Gun	1	0:01:37
Person with Weapon	1	0:02:19
Robbery w/Weapons - In Progress	1	0:01:58
Shooting - In Progress	1	0:01:19
Terror. Threatening-In Progress	2	0:05:00
<b>Grand Total</b>	<b>41</b>	<b>0:04:30</b>