



NEW CASTLE CITY POLICE
DEPARTMENT TRANSPARENCY
REPORT

2021

The following report contains summaries of this agency's e Internal Affairs Investigations, enforcement data by demographic, and our annual Response to Resistance analysis.

Annual Internal Affairs Summary 2021

Analysis conducted by: Captain Keith Dempsey

Date Analysis Conducted: April 8, 2022

For the purpose of this report internal affairs investigations are initiated when an employee is alleged to have violated department policy and the incident requires investigation to determine the facts surrounding the incident.

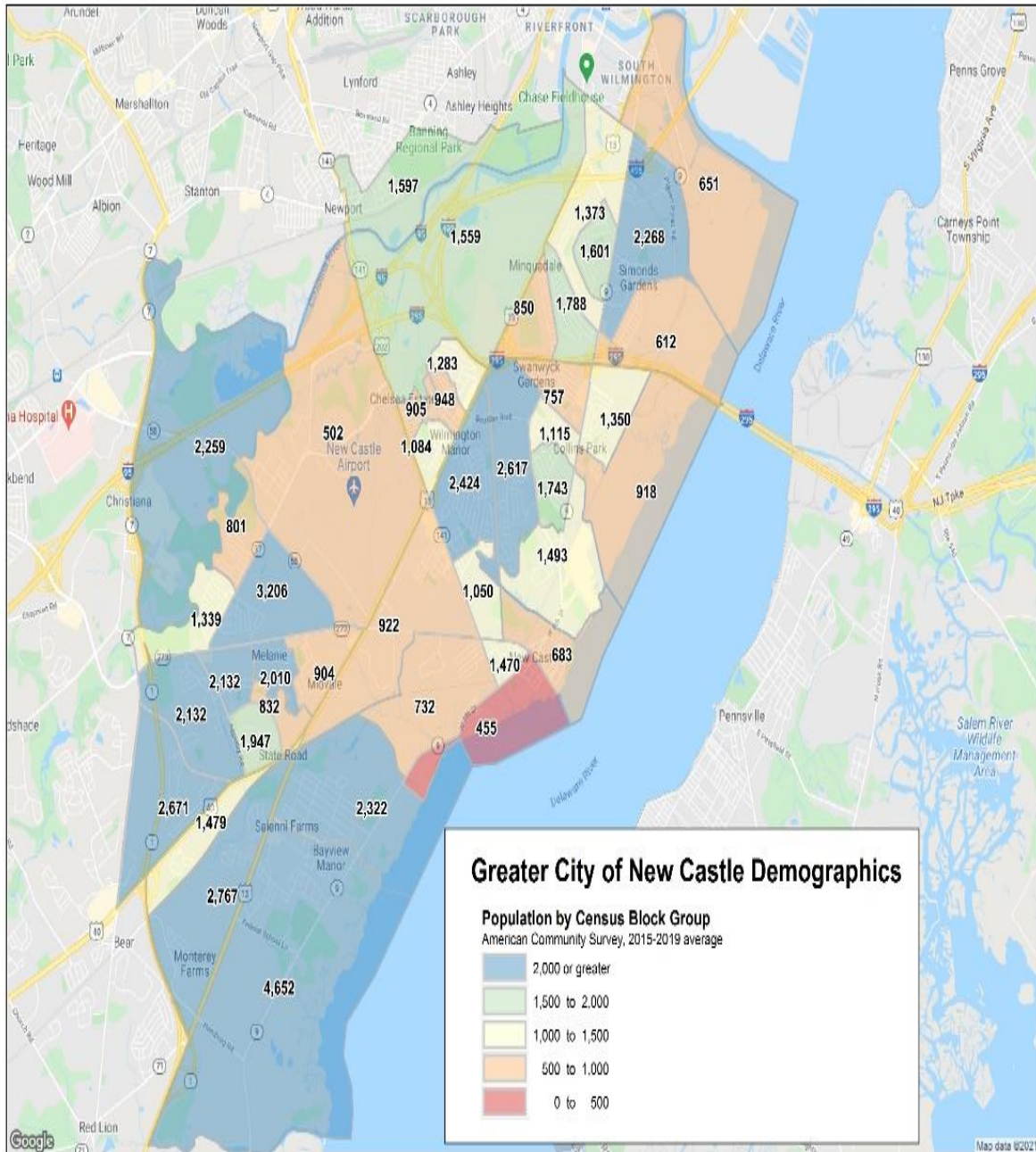
The allegations typically originate from two sources; citizen complaints or agency-initiated incidents. In both cases there may be more than one charge which could result in several dispositions for one complaint. Agency-initiated incidents involve violations of policy, procedure, or law that are identified by supervision or by self-reporting.

Internal Affairs Investigations And Summary Discipline	Citizen Complaints	Agency-initiated Discipline
Total # of Complaints Filed	1	4
Sworn Employees	1	4
Non-Sworn Employees	0	0
	CHARGE DISPOSITION	
Sustained	1	4
Not Sustained	2	0
Unfounded	1	0
Exonerated	0	0
Remedial Training	0	0
Oral Reprimand	0	0
Written Reprimand	1	4
Suspension	0	0
Demotion	0	0
Resignation in Lieu of Termination	0	0
Termination	0	0

NEW CASTLE CITY POLICE DEPARTMENT TRANSPARENCY REPORT

Enforcement Data								
Enforcement	White Non-Hispanic		Black Non-Hispanic		Hispanic/Latino		Other	
	M	F	M	F	M	F	M	F
Felony Arrests	15	4	28	2	4	1	0	0
Misdemeanor Arrests	41	20	42	16	6	1	2	1
Traffic - Offenses	178	103	286	168	82	29	16	3
Traffic Warning	93	70	169	117	28	19	4	3

Greater New Castle Demographics 2015-2019		
<u>Population</u>		
Population	66,203	
Population Employed	33,477	51%
Population Unemployed	2,363	4%
Population Below Poverty	7,938	12%
White, non-Hispanic	26,271	40%
Black, non-Hispanic	25,564	39%
Asian, non-Hispanic	3,149	5%
Hispanic	9,304	14%
<u>Households</u>		
Households	24,498	
Households Below Poverty	2,920	12%
Households - Owner Occupied	15,500	63%
Households - Rental	8,998	37%
Households - Zero Vehicle	1,606	7%
<u>Journey to Work</u>		
Drive Alone	26,736	80%
Carpool	3,387	10%
Transit	1,175	4%
Bicycle	10	0%
Walk	526	2%
Other	137	0%
Work at Home	852	3%



Response To Resistance Summary

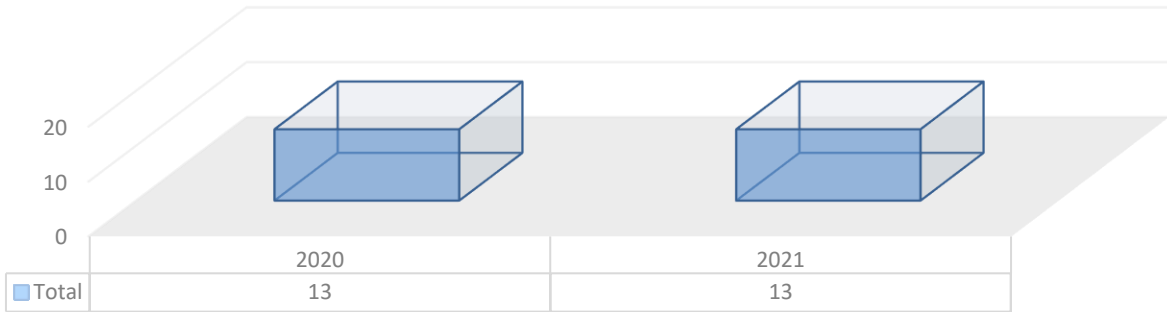
Our Response to Resistance policy was adopted in July of 2020 and mirrors the recently developed state model. In December of 2020, our agency’s policy was certified to meet federal requirements pursuant to section 2 of the Presidential Executive Order on Safe Policing.

The updated policy requires officers to report more frequently by including a Taser employment and weapon display category. In 2021, the New Castle City Police Department recorded 13 incidents that required a Response to Resistance Report. That number is identical to 2020. In 2021, officers handled 5,832 calls (to include self initiated vehicle and pedestrian stops), compared to the 5,739 in 2020. As a result of the pandemic and social unrest, proactive (self-initiated) policing was lower in 2020 and in 2021. This data illustrates that in 2020 and again in 2021, less than ½ % of all interactions with the public led to an officer using force.

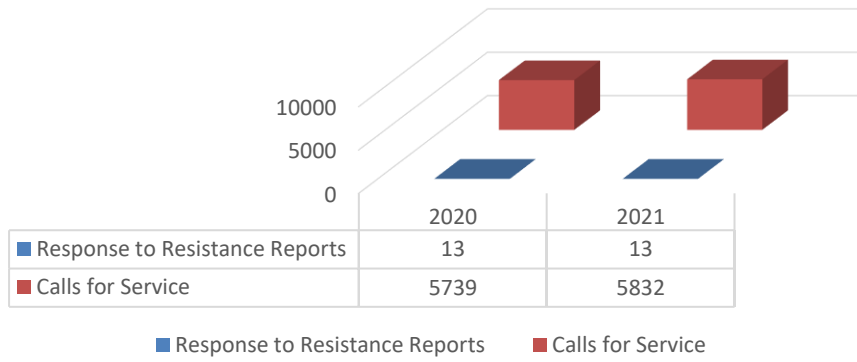
The following analysis contains several graphs to illustrate the data sets we use to conduct an analysis of our training, policies and procedures. There does not appear to be any discernable patterns as a result of the collected data. Our current policies, procedures and training appear to be effective. A continuing emphasis on response to resistance and de-escalation techniques will remain a priority.

Year	Time	Day	Date	Weather/lighting	Suspect's Actions	Suspect Race/Gender	Suspect Age	Type of Force	Suspect Injury	Officer Injury
2020	1450	Saturday	1/4/2020	Clear/Daylight	Active Resisting	B/M	29	TASER Employment	No	No
2020	0315	Thursday	1/23/2020	Clear/Dark	Active Resisting	B/M	35	Display Firearm/Hands/Feet	No	Yes
2020	0104	Sunday	3/22/2020	Clear/Dark	Armed	W/M	39	Display Firearm	No	No
2020	0155	Monday	5/11/2020	Clear/Dark	Armed	B/M	32	Display Firearm	No	No
2020	1654	Wednesday	6/3/2020	Clear/Daylight	Passive Resisting	W/M	25	Hands/Feet	Yes	No
2020	1000	Wednesday	7/8/2020	Clear/Daylight	Armed	W/M	31	Display Firearm	No	No
2020	0500	Sunday	9/20/2020	Clear/Dark	Passive Resisting	W/M	24	TASER Deployment	Yes	No
2020	0250	Tuesday	9/22/2020	Clear/Dark	Passive Resisting	B/M	29	TASER Employment	No	No
2020	0255	Wednesday	10/14/2020	Clear/Dark	Passive Resisting	B/M	28	Display Firearm	No	No
2020	2359	Sunday	11/15/2020	Clear/Dark	Pursuit	H/M	30	Display Firearm	No	No
2020	1930	Sunday	11/23/2020	Clear/Dark	Passive Resisting	B/M	16	TASER Employment	No	No
2020	2200	Wednesday	12/13/2020	Clear/Dark	Active Resisting	B/M	23	TASER Deployment	No	No
2020	0055	Friday	12/18/2020	Clear/Dark	Armed	B/M	53	Display Firearm	No	No
2021	1640	Friday	1/15/2021	Clear/Daylight	Passive Resisting	B/M	31	TASER Deployment	Yes	No
2021	1730	Tuesday	2/16/2021	Clear/Daylight	Felony Stop	B/M	50	Display Firearm	No	No
2021	0245	Sunday	3/21/2021	Clear/Dark	Passive Resisting	B/M	29	Display Firearm	No	No
2021	1909	Friday	5/14/2021	Clear/Daylight	Active Resisting	W/M	42	Hands/Feet	No	No
2021	0128	Monday	5/31/2021	Clear/Dark	Felony Stop	B/M	17	Display Firearm	No	No
2021	1447	Thursday	6/3/2021	Clear/Daylight	Felony Stop	B/M	25	Display Firearm	No	No
2021	1829	Monday	7/12/2021	Cloudy/Light Rain	Active Resisting	B/F	17	Display Firearm	No	No
2021	1025	Tuesday	7/27/2021	Clear/Daylight	Felony Stop	W/M	42	Display Firearm	No	No
2021	1600	Sunday	8/22/2021	Clear/Daylight	Pursuit	W/M	18	Display Firearm	No	No
2021	1600	Sunday	8/22/2021	Clear/Daylight	Pursuit	W/M	22	Display Firearm	No	No
2021	1915	Thursday	9/23/2021	Cloudy/Dark	Felony Stop	W/M	23	Display Firearm	No	No
2021	0850	Sunday	11/29/2021	Clear/Daylight	Active Resisting	B/M	17	Hands/Feet	No	No
2021	0914	Monday	11/29/2021	Clear/Daylight	Active Resisting	W/M	41	Hands/Feet	No	No

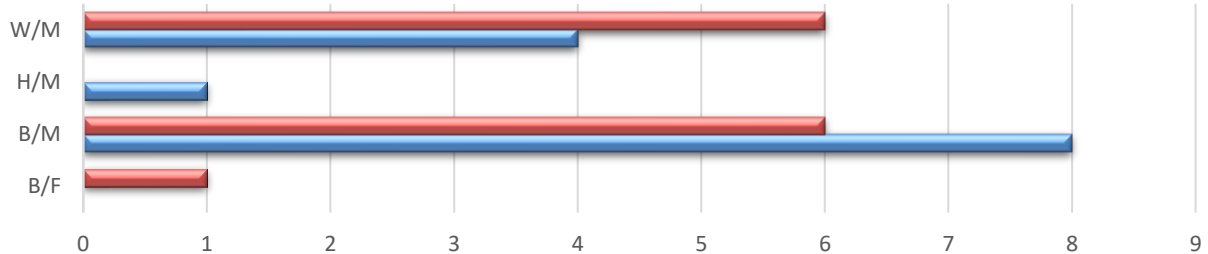
Response to Resistance Reports



Response Reports vs Calls for Service

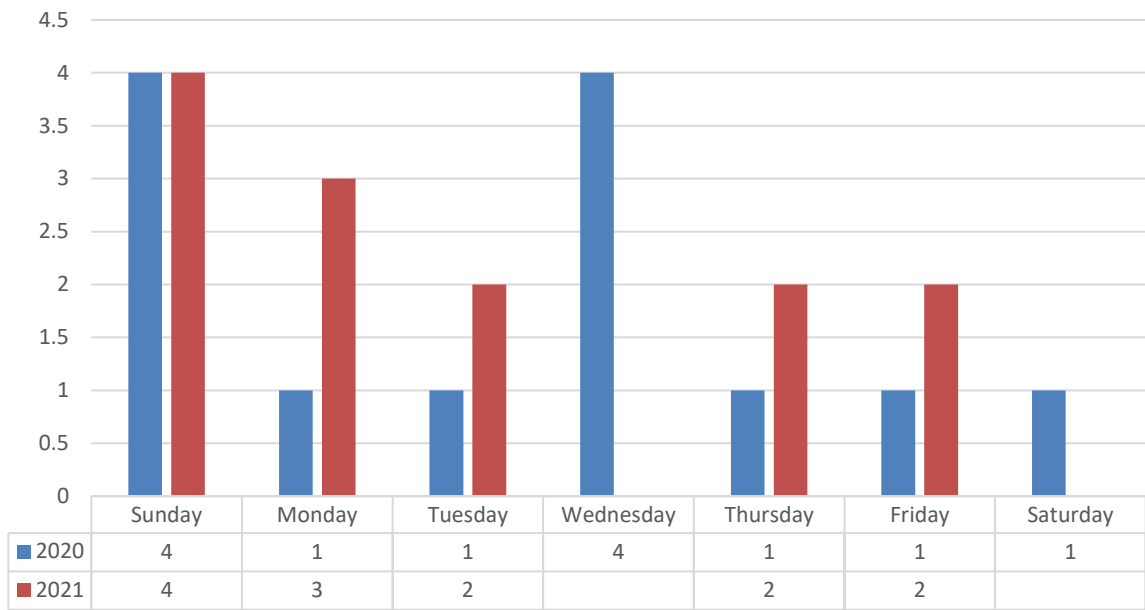


Demographic Analysis

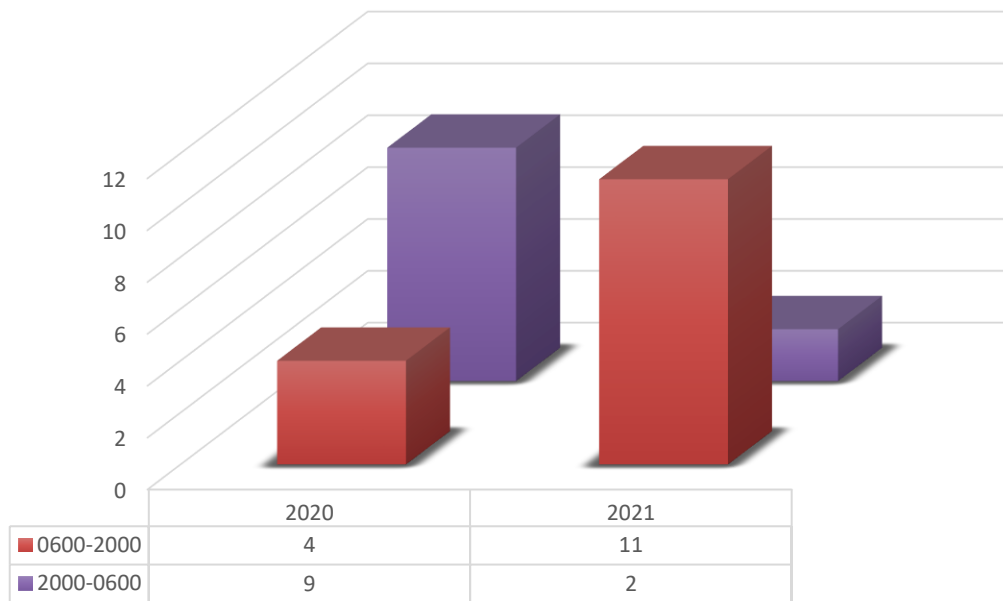


	B/F	B/M	H/M	W/M
2021	1	6	1	6
2020	0	8	1	4

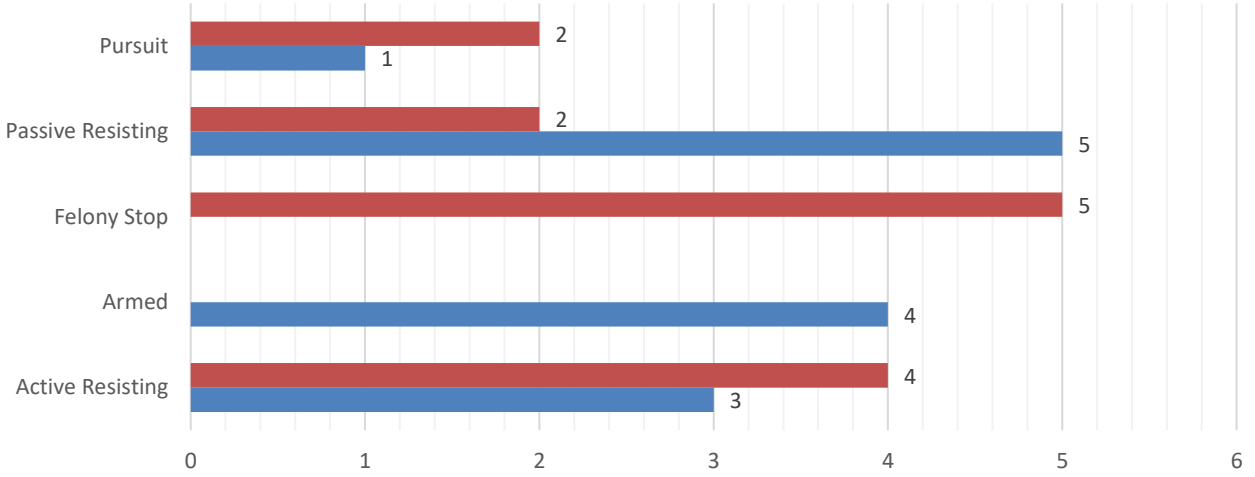
Day of Week



Time of Day

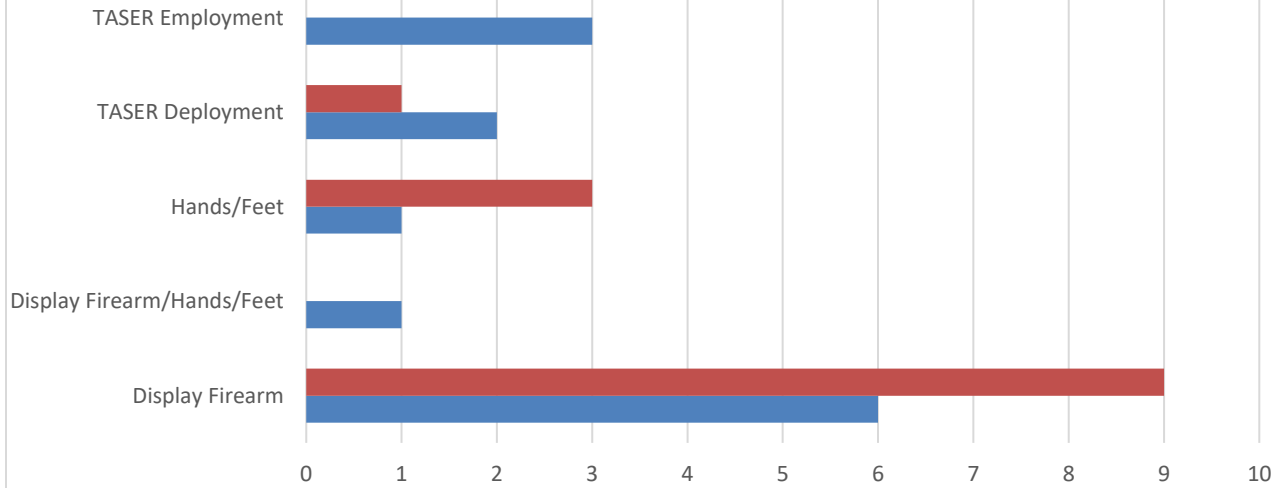


Type of Incident



	Active Resisting	Armed	Felony Stop	Passive Resisting	Pursuit
2021	4	0	5	2	2
2020	3	4	0	5	1

Type of Force



	Display Firearm	Display Firearm/Hands/Feet	Hands/Feet	TASER Deployment	TASER Employment
2021	9	0	3	1	0
2020	6	1	1	2	3