

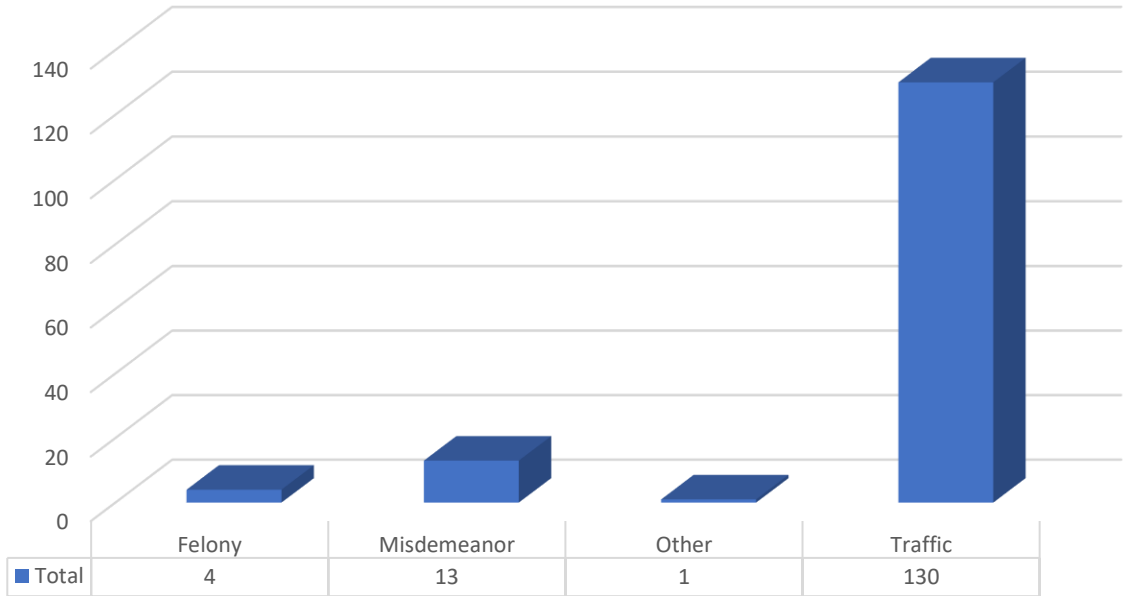


New Castle City Police Monthly Report

August, 2022

Total Complaints	Total Dispatched Calls	Crime Reports Written	Field Service Reports
567	366	148	208
Overdose/NARCAN	DUI	Shooting Outside City	Shooting Inside City
0	3	1	0

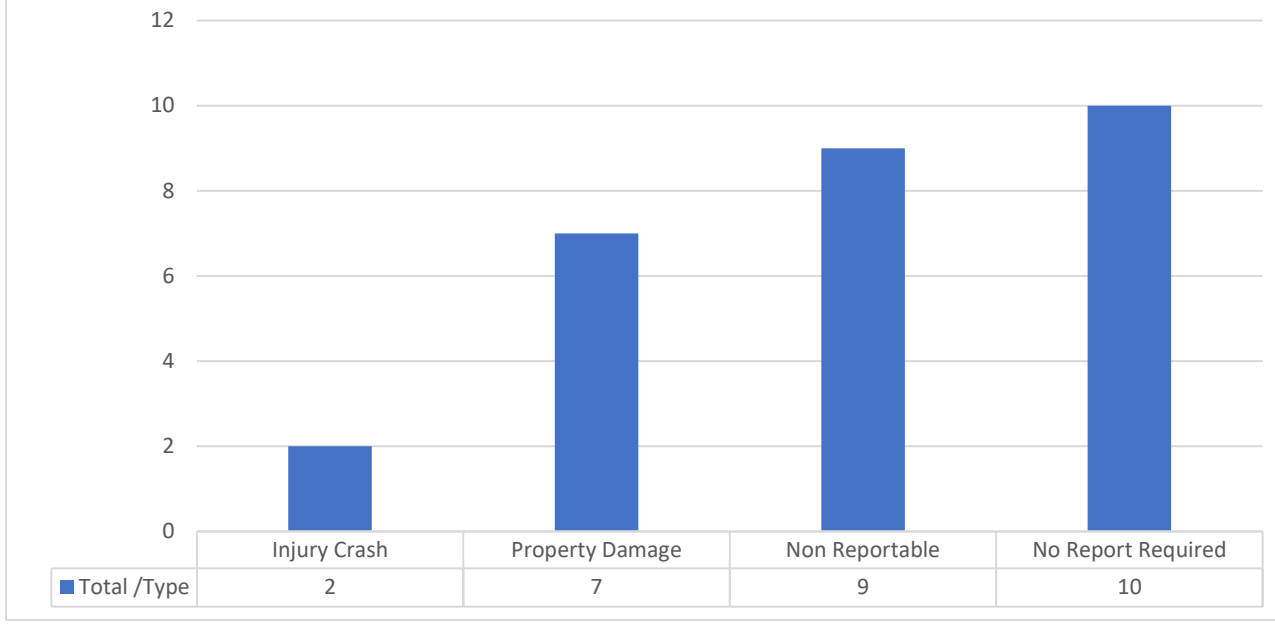
August 2022
Enforcement Data



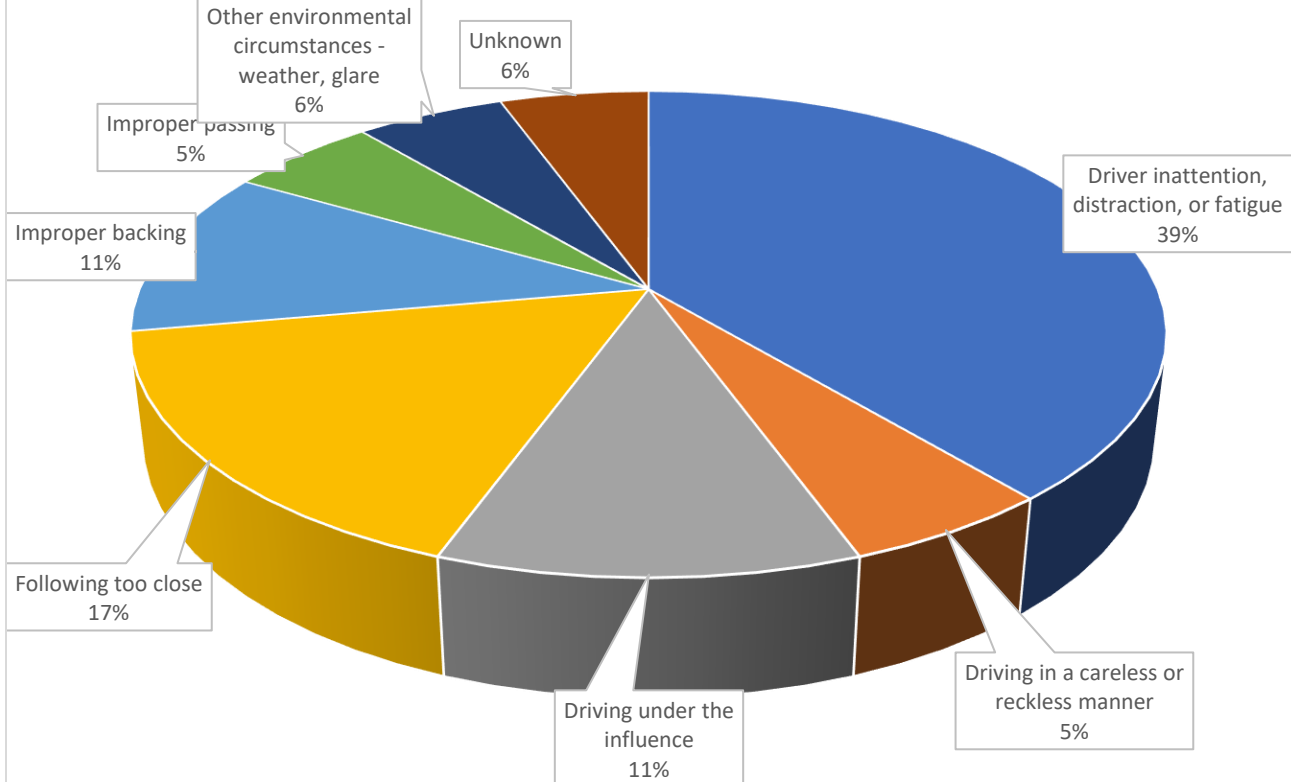
August 2022 YTD Crime Statistics

PART I Crimes		
Crime	2022	2021
Murder/Manslaughter	<u>0</u>	<u>1</u>
Rape	<u>0</u>	<u>3</u>
Robbery	<u>1</u>	<u>5</u>
Assault/Aggravated	<u>16</u>	<u>9</u>
Burglary	<u>8</u>	<u>3</u>
Theft	<u>124</u>	<u>96</u>
Theft/Auto	<u>8</u>	<u>10</u>
All Other	<u>8</u>	<u>3</u>
	165	130
PART II Crimes		
Crime	2022	2021
Other Assaults	<u>63</u>	<u>65</u>
Rec. Stolen Property	<u>0</u>	<u>1</u>
Criminal Mischief	<u>38</u>	<u>44</u>
Weapons	<u>7</u>	<u>6</u>
Other Sex Offenses	<u>1</u>	<u>1</u>
Drugs	<u>41</u>	<u>42</u>
Noise/Disorderly Premise	<u>30</u>	<u>62</u>
Trespass	<u>24</u>	<u>20</u>
Disorderly Conduct	<u>4</u>	<u>9</u>
Other	<u>1,099</u>	<u>990</u>
	1307	1240
PART III Crimes		
Crime	2022	2021
Alarm	<u>331</u>	<u>307</u>
Animal Control	<u>21</u>	<u>11</u>
Recovered Property	<u>15</u>	<u>19</u>
Service	<u>566</u>	<u>691</u>
Suspicious Per/Veh	<u>197</u>	<u>152</u>
	1130	1180
	2602	2550

August 2022 Crash Data



Primary Contributing Factors



August 2022
Quality of Life Calls

Location / Incident Type	Total
Airport Plaza Shopping Ctr	7
Disorderly person	1
Drug Violation	1
Suspicious person	1
Suspicious vehicle	1
Theft - In Progress	1
Theft - Just Occurred	2
Baldton	1
Terror. Threatening-In Progress	1
Buttonwood	1
Sexual Offenses	1
Castle Ridge	1
Drug Violation	1
Centerpoint Industrial Park	1
Theft - Just Occurred	1
Dobbinsville	5
Disorderly person	1
Drug Violation	1
Traffic Violation	3
Hares Corner	15
Animal	1
Assault - Just Occurred	1
Disorderly person	3
Drunk/Intoxication	1
Fight - In Progress	2
Suspicious person	1
Terror. Threatening-In Progress	1
Theft - In Progress	1
Theft - Just Occurred	1
Trespass - In Progress	3
New Castle/Shawtown	24
Assault - In Progress	1
Criminal Mischief - In Progress	1
Disorderly group	1
Disorderly person	2
Gun Violation	1

Harassment - Just Occurred	1
Loud Music/Party	4
Noise Complaint	3
Suspicious person	5
Suspicious vehicle	1
Traffic Violation	1
Trespass - In Progress	2
Penn Valley	1
Assault - Just Occurred	1
Riveredge Industrial Park	1
Theft - In Progress	1
Twin Spans Industrial Park	1
Sexual Offenses	1
Van Dyke Plaza	2
Loud Music/Party	2
Van Dyke Village	1
Suspicious vehicle	1
Washington Park	1
Disorderly person	1
Washington Square	1
Animal	1
William Penn Square Townhouses	1
Disorderly person	1
Grand Total	64

August 2022 Response Time

Each highlighted incident on the graph involves outliers in response time. In several of the incident types there were multiple outliers that affected the overall response time. Several common causes to these deviations are;

1. Responding officer not marked or does not transmit "on scene".
2. Officers delay their direct response to check the area around the location for suspects or victims known to have fled the scene.
3. Incidents are downgraded after entry but prior to dispatch.

Priority One Calls for Service

Type of Incident	Total number of Calls	Response Time
Accident PI	5	0:02:59
Assault - In Progress	1	0:04:47
CPR in Progress	1	0:00:41
Domestic - In Progress	14	0:04:09
Fight - In Progress	3	0:02:39
Mental Patient Violent	1	0:06:50
Rape - In Progress	1	0:03:10
Robbery w/Weapons - Just Occurred	1	0:19:12
Shooting - Just Occurred	1	0:00:50
Suicidal Person - In Progress	7	0:04:59
Terror. Threatening-In Progress	1	0:07:44
Grand Total	36	0:04:25