

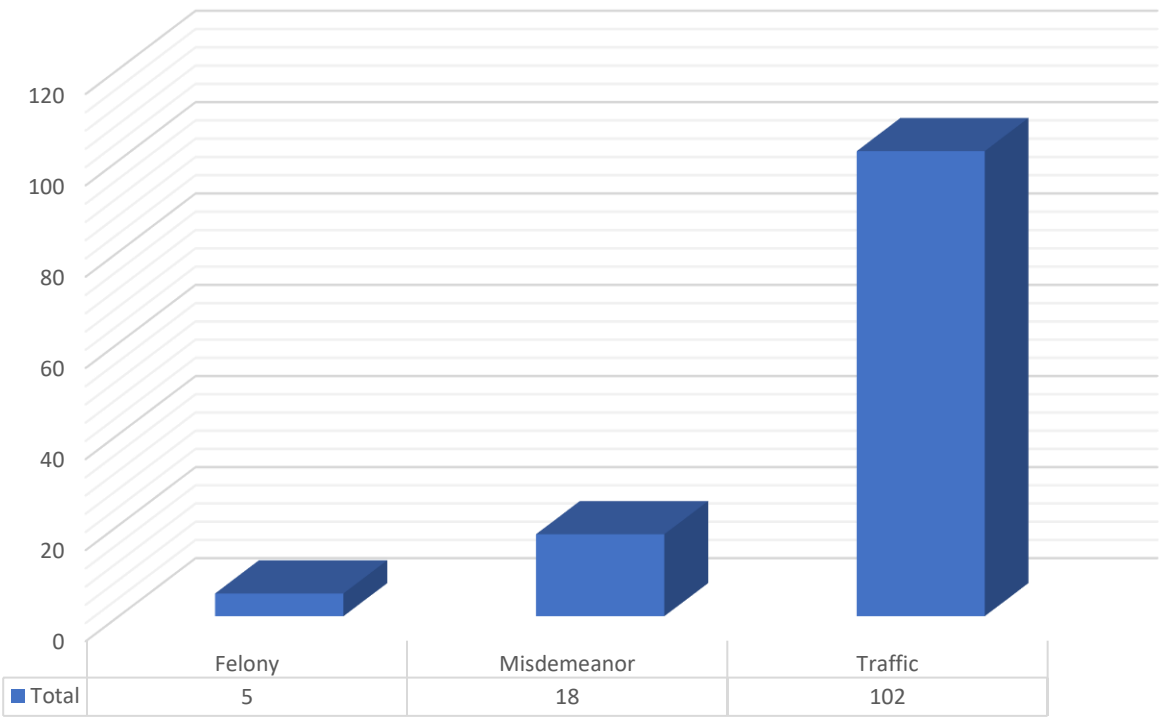


New Castle City Police Monthly Report

September, 2022

Total Complaints	Total Dispatched Calls	Crime Reports Written	Field Service Reports
508	390	159	207
Overdose/NARCAN	DUI	Shooting Outside City	Shooting Inside City
1/1	4	0	0

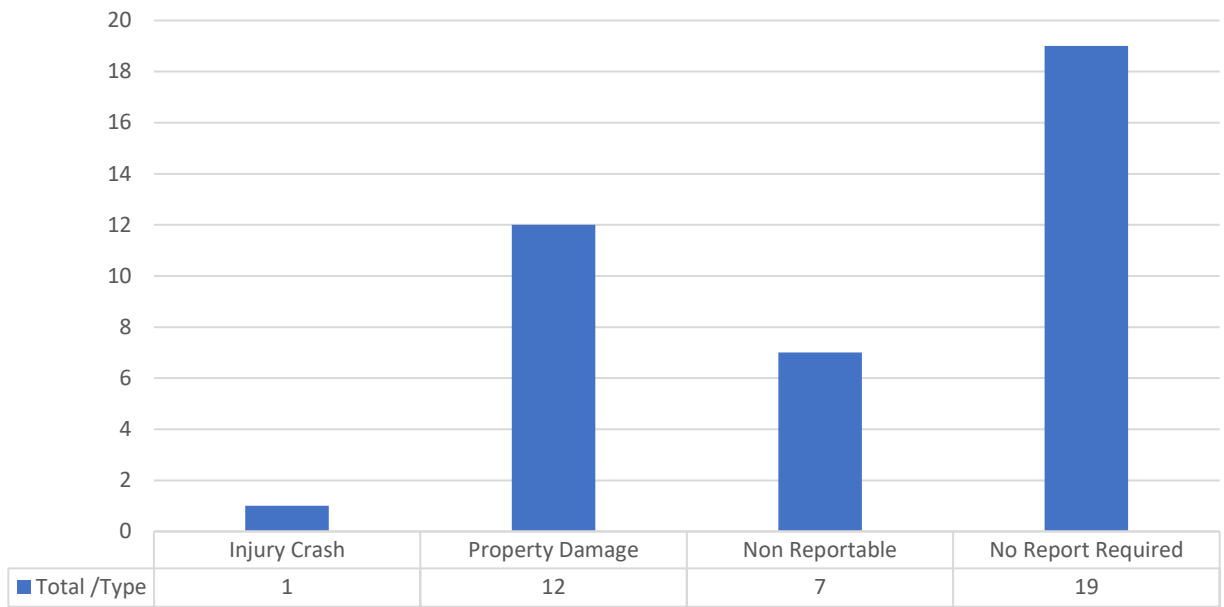
September Enforcement Summary



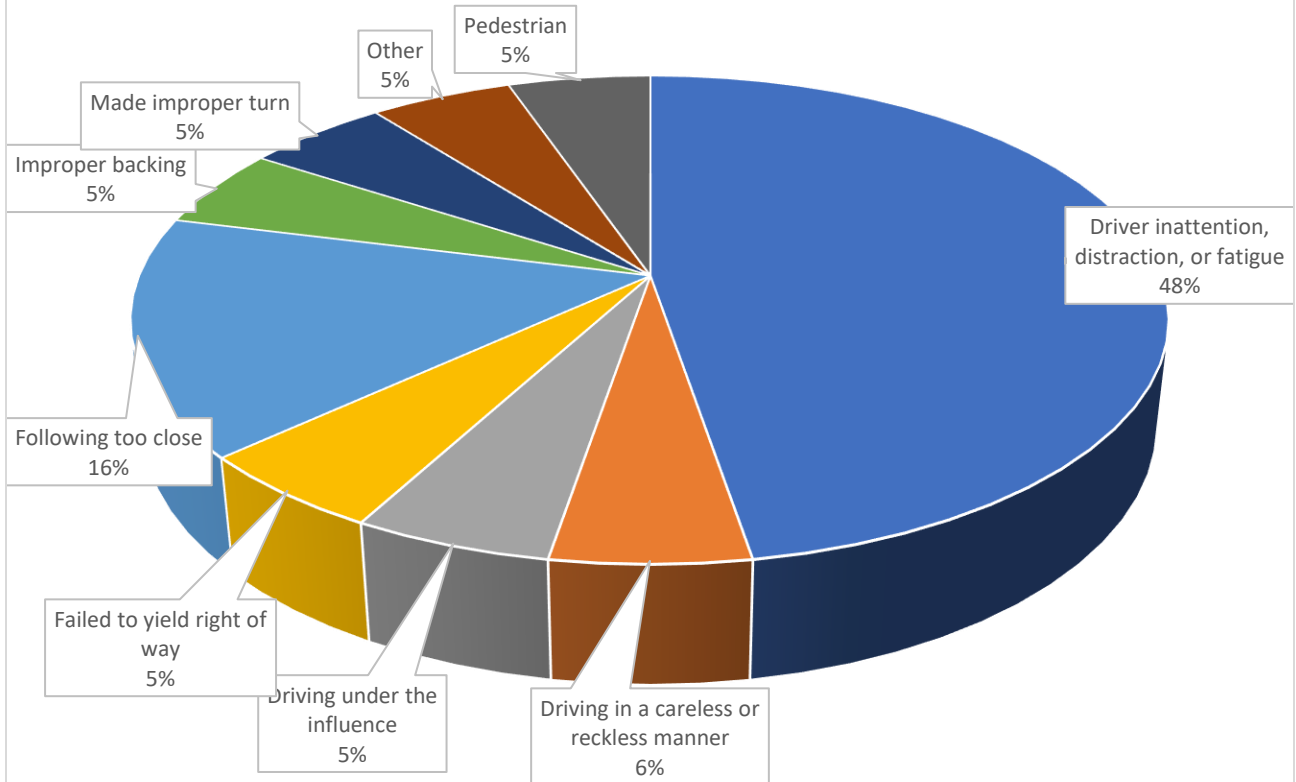
September 2022 YTD Crime Statistics

PART I CRIMES		
Crime	2022	2021
Murder/Manslaughter	<u>0</u>	<u>1</u>
Rape	<u>0</u>	<u>3</u>
Robbery	<u>2</u>	<u>6</u>
Assault/Aggravated	<u>18</u>	<u>9</u>
Burglary	<u>10</u>	<u>5</u>
Theft	<u>137</u>	<u>112</u>
Theft/Auto	<u>9</u>	<u>11</u>
All Other	<u>12</u>	<u>5</u>
	188	152
PART II CRIMES		
Crime	2022	2021
Other Assaults	<u>73</u>	<u>75</u>
Rec. Stolen Property	<u>1</u>	<u>1</u>
Criminal Mischief	<u>45</u>	<u>54</u>
Weapons	<u>9</u>	<u>7</u>
Other Sex Offenses	<u>2</u>	<u>1</u>
Drugs	<u>45</u>	<u>45</u>
Noise/Disorderly Premise	<u>34</u>	<u>71</u>
Trespass	<u>25</u>	<u>21</u>
Disorderly Conduct	<u>6</u>	<u>9</u>
Other	<u>1,238</u>	<u>1,118</u>
	1478	1402
PART III CRIMES		
Crime	2022	2021
Alarm	<u>351</u>	<u>354</u>
Animal Control	<u>23</u>	<u>14</u>
Recovered Property	<u>18</u>	<u>22</u>
Service	<u>639</u>	<u>784</u>
Suspicious Person/Vehicle	<u>211</u>	<u>186</u>
	1242	1360
	2908	2914

September 2022 Crash Data



September Crash Primary Contributing Factors



September 2022
Quality of Life Calls

Location/Incident Type	Total
Airport Plaza Shopping Ctr	11
Animal	2
Carjacking - Just Occurred	1
Disorderly person	2
Suspicious person	1
Terror. Threatening-In Progress	1
Terroristic Threatening Weapons	1
Theft - In Progress	2
Theft - Just Occurred	1
Dobbinville	2
Assault - In Progress	1
Traffic Violation	1
Hares Corner	7
Animal	1
Disorderly person	3
Robbery w/Weapons - Just Occurred	1
Theft - In Progress	1
Traffic Violation	1
New Castle/Shawtown	16
Disorderly person	1
Drug Violation	2
Loud Music/Party	2
Suspicious person	1
Suspicious vehicle	3
Theft - Just Occ'd	3
Traffic Violation	2
Trespass - In Progress	2
Penn Valley	1
Suspicious vehicle	1
Riveredge Industrial Park	1
Terror. Threatening-In Progress	1
South River Shop Plaza	4
Assault - Just Occurred	1
Disorderly person	1
Drunk/Intoxication	1
Terror. Threatening-Just Occ'd	1
The Garrison	1
Suspicious person	1
Twin Spans Industrial Park	2
Disorderly person	2
Van Dyke Plaza	1
Disorderly group	1
Van Dyke Village	3
Disorderly person	2
Loud Music/Party	1
Washington Park	3
Animal w/Danger	1
Loud Music/Party	1
Turfing - In Progress	1
Grand Total	53

September 2022 Response Time

Each highlighted incident on the graph involves outliers in response time. In several of the incident types there were multiple outliers that affected the overall response time. Several common causes to these deviations are;

1. Responding officer not marked or does not transmit "on scene".
2. Officers delay their direct response to check the area around the location for suspects or victims known to have fled the scene.
3. Incidents are downgraded after entry but prior to dispatch.

Priority One Calls for Service

Call Type	Distinct Call Count	Response Time
Accident PI	4	0:02:55
Carjacking - Just Occurred	1	0:02:24
CPR in Progress	1	0:03:23
Domestic	1	0:05:38
Domestic - In Progress	22	0:05:18
Domestic w/Weapons - In Progress	3	0:03:35
DUI	1	0:03:17
Mental Patient Violent	2	0:03:42
Suicidal Person - In Progress	5	0:09:53
Terror. Threatening-In Progress	1	0:04:49
Terroristic Threatening Weapons	1	0:05:35
Vehicle Tow	1	0:03:18
Grand Total	41	0:05:18