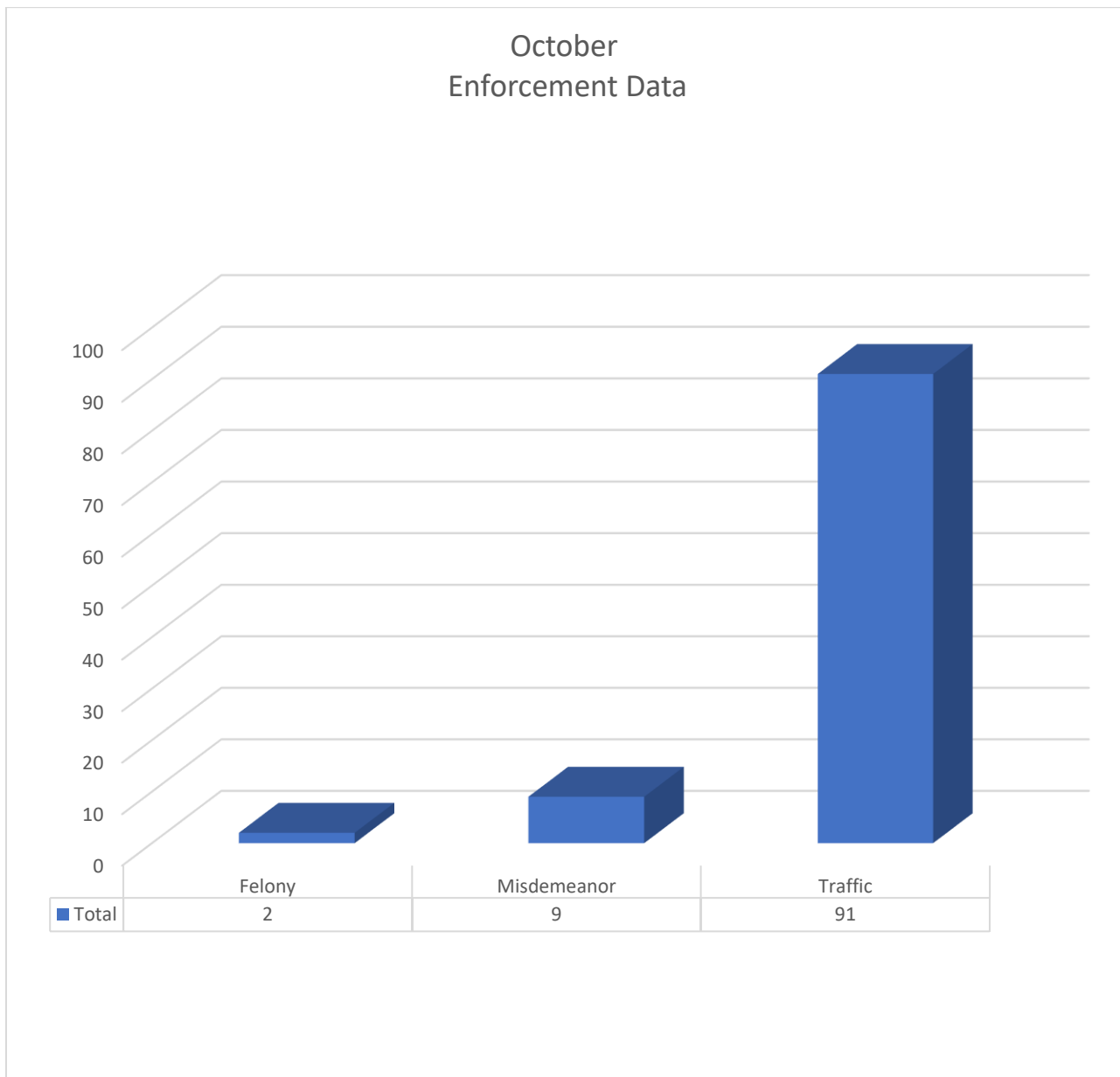




# New Castle City Police-Monthly Report

October, 2022

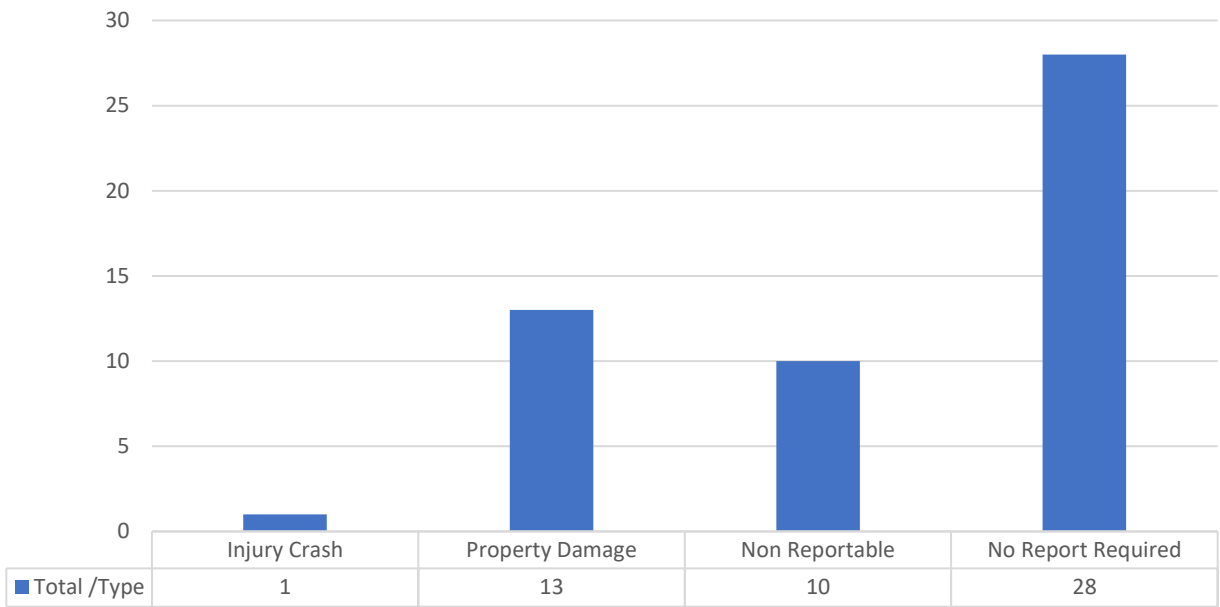
| Total Complaints | Total Dispatched Calls | Crime Reports Written | Field Service Reports |
|------------------|------------------------|-----------------------|-----------------------|
| <b>545</b>       | <b>368</b>             | <b>126</b>            | <b>167</b>            |
| Overdose/NARCAN  | DUI                    | Shooting Outside City | Shooting Inside City  |
| <b>2/0</b>       | <b>3</b>               | <b>1</b>              | <b>1</b>              |



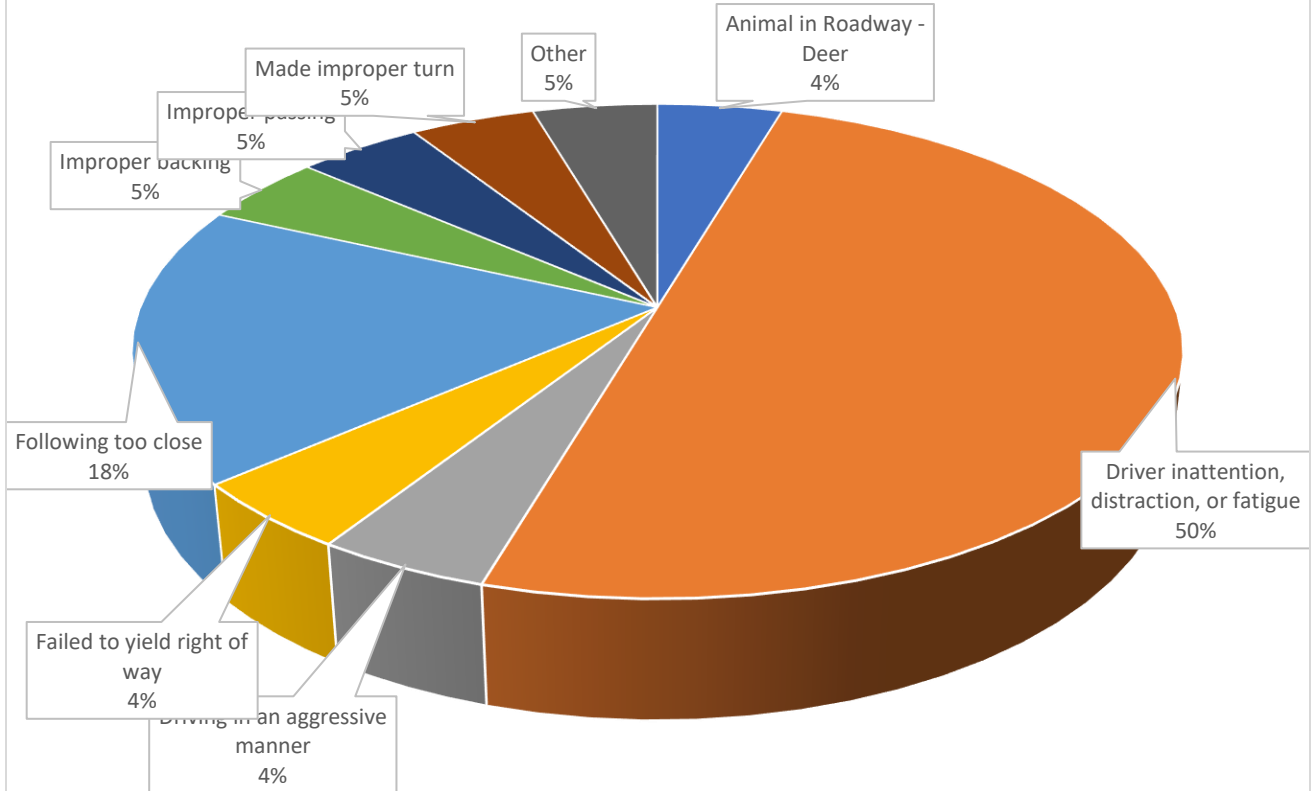
**October 2022  
YTD Crime Statistics**

| <b>PART I CRIMES</b>      |              |              |
|---------------------------|--------------|--------------|
| Crime                     | 2022         | 2021         |
| Murder/Manslaughter       | <u>0</u>     | <u>1</u>     |
| Rape                      | <u>2</u>     | <u>3</u>     |
| Robbery                   | <u>2</u>     | <u>6</u>     |
| Assault/Aggravated        | <u>20</u>    | <u>9</u>     |
| Burglary                  | <u>11</u>    | <u>8</u>     |
| Theft                     | <u>147</u>   | <u>133</u>   |
| Theft/Auto                | <u>11</u>    | <u>14</u>    |
| All Other                 | <u>19</u>    | <u>5</u>     |
|                           | <b>212</b>   | <b>179</b>   |
| <b>PART II CRIMES</b>     |              |              |
| Crime                     | 2022         | 2021         |
| Other Assaults            | <u>82</u>    | <u>84</u>    |
| Rec. Stolen Property      | <u>1</u>     | <u>1</u>     |
| Criminal Mischief         | <u>49</u>    | <u>58</u>    |
| Weapons                   | <u>9</u>     | <u>7</u>     |
| Other Sex Offenses        | <u>2</u>     | <u>1</u>     |
| Drugs                     | <u>51</u>    | <u>52</u>    |
| Noise/Disorderly Premise  | <u>39</u>    | <u>77</u>    |
| Trespass                  | <u>26</u>    | <u>22</u>    |
| Disorderly Conduct        | <u>6</u>     | <u>10</u>    |
| Other                     | <u>1,374</u> | <u>1,255</u> |
|                           | <b>1639</b>  | <b>1567</b>  |
| Crime                     | 2022         | 2021         |
| Alarm                     | <u>372</u>   | <u>374</u>   |
| Animal Control            | <u>25</u>    | <u>15</u>    |
| Recovered Property        | <u>21</u>    | <u>24</u>    |
| Service                   | <u>735</u>   | <u>850</u>   |
| Suspicious Person/Vehicle | <u>226</u>   | <u>219</u>   |
|                           | <b>1379</b>  | <b>1482</b>  |
|                           | <b>3230</b>  | <b>3228</b>  |

### October 2022 Crash Data



### October Primary Contributing Factors



October 2022  
Quality of Life Calls

| Location/Crime Type                 | Total     |
|-------------------------------------|-----------|
| <b>Airport Plaza Shopping Ctr</b>   | <b>13</b> |
| Disorderly person                   | 5         |
| Fight - In Progress                 | 1         |
| Person with Weapon                  | 1         |
| Suspicious vehicle                  | 1         |
| Theft - Just Occurred               | 1         |
| Traffic Violation                   | 1         |
| Trespass - In Progress              | 3         |
| <b>Buttonwood</b>                   | <b>3</b>  |
| Harassment - Just Occurred          | 1         |
| Shots fired                         | 1         |
| Suspicious vehicle                  | 1         |
| <b>Centerpoint Industrial Park</b>  | <b>2</b>  |
| Animal                              | 2         |
| <b>Dobbinsville</b>                 | <b>4</b>  |
| Carjacking - Just Occurred          | 1         |
| Disorderly person                   | 2         |
| Noise Complaint                     | 1         |
| <b>Hares Corner</b>                 | <b>11</b> |
| Assault - In Progress               | 1         |
| Assault - Just Occurred             | 1         |
| Disorderly person                   | 3         |
| Fight - In Progress                 | 1         |
| Suspicious person                   | 1         |
| Terroristic Threatening-In Progress | 1         |
| Theft - In Progress                 | 1         |
| Theft - Just Occurred               | 1         |
| Trespass - In Progress              | 1         |
| <b>New Castle/Shawtown</b>          | <b>21</b> |
| Animal                              | 1         |
| Animal w/Danger                     | 1         |

|                                   |           |
|-----------------------------------|-----------|
| Assault - Just Occurred           | 1         |
| Barking Dog                       | 1         |
| Disorderly person                 | 2         |
| Drunk/Intoxication                | 1         |
| Fireworks                         | 1         |
| Harassment - Just Occurred        | 1         |
| Loud Music/Party                  | 1         |
| Noise Complaint                   | 1         |
| Sexual Offenses                   | 2         |
| Suspicious person                 | 3         |
| Terror. Threatening-Just Occurred | 1         |
| Theft - Just Occurred             | 1         |
| Traffic Violation                 | 2         |
| Trespass - In Progress            | 1         |
| <b>Penn Valley</b>                | <b>2</b>  |
| Fight - In Progress               | 2         |
| <b>Riveredge Industrial Park</b>  | <b>4</b>  |
| Criminal Mischief - In Progress   | 1         |
| Disorderly person                 | 3         |
| <b>South River Shop Plaza</b>     | <b>2</b>  |
| Disorderly person                 | 1         |
| Theft - Just Occ'd                | 1         |
| <b>The Garrison</b>               | <b>1</b>  |
| Fight - In Progress               | 1         |
| <b>Twin Spans Industrial Park</b> | <b>1</b>  |
| Terror. Threatening-In Progress   | 1         |
| <b>Van Dyke Plaza</b>             | <b>3</b>  |
| Traffic Violation                 | 3         |
| <b>Van Dyke Village</b>           | <b>1</b>  |
| Burglary - In Progress            | 1         |
| <b>Washington Park</b>            | <b>2</b>  |
| Disorderly person                 | 1         |
| Indecent Exposure                 | 1         |
| <b>Grand Total</b>                | <b>70</b> |



## October 2022 Response Time

Each highlighted incident on the graph involves outliers in response time. In several of the incident types there were multiple outliers that affected the overall response time. Several common causes to these deviations are;

1. Responding officer not marked or does not transmit "on scene".
2. Officers delay their direct response to check the area around the location for suspects or victims known to have fled the scene.
3. Incidents are downgraded after entry but prior to dispatch.

### Priority One Calls for Service

| Call Type                           | Call Count | Response Time |
|-------------------------------------|------------|---------------|
| Accident Fatal                      | 1          | 0:01:49       |
| Accident PI                         | 1          | 0:00:15       |
| Assault - In Progress               | 2          | 0:04:52       |
| Assault w/Weapon - Just Occurred    | 1          | 0:03:58       |
| Burglary - In Progress              | 6          | 0:03:56       |
| Carjacking - Just Occurred          | 1          | 0:03:49       |
| CPR in Progress                     | 1          | 0:02:25       |
| Domestic - In Progress              | 19         | 0:05:49       |
| Domestic w/Weapons - In Progress    | 2          | 0:05:23       |
| Fight - In Progress                 | 4          | 0:03:04       |
| Mental Patient Violent              | 2          | 0:07:04       |
| Person with Weapon                  | 1          | 0:02:23       |
| Shots fired                         | 1          | 0:07:34       |
| Suicidal Person - In Progress       | 1          | 0:04:31       |
| Suicidal Person w/Weapon-In Prog    | 1          | 0:05:56       |
| Terroristic Threatening-In Progress | 2          | 0:05:00       |
| Terroristic Threatening Weapons     | 1          | 0:05:01       |
| Grand Total                         | 47         | 0:04:52       |