

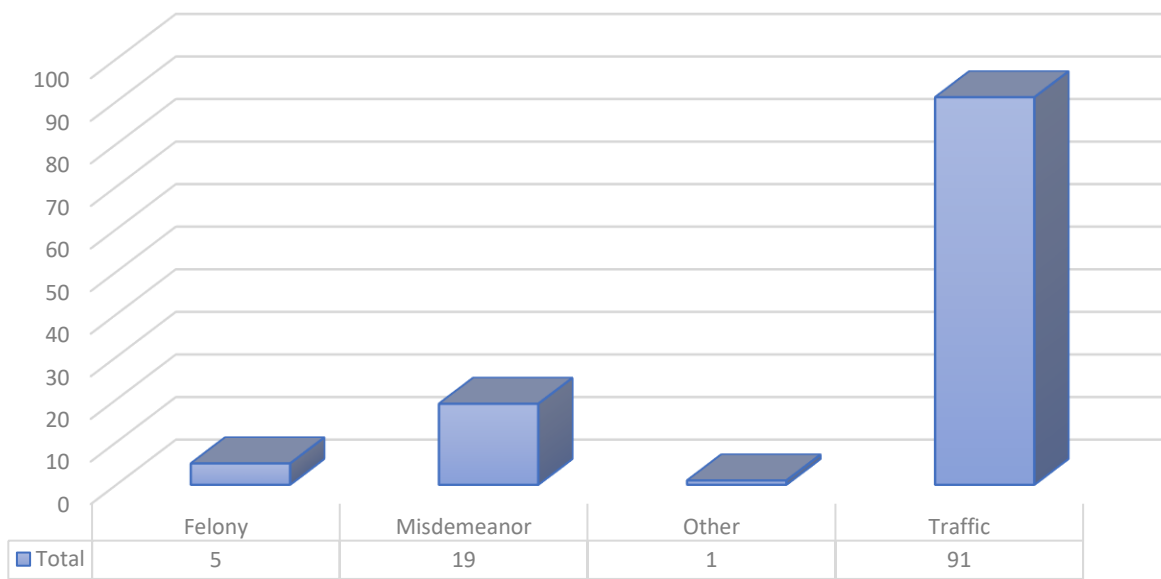


# New Castle City Police-Monthly Report

December, 2022

Total Complaints	Total Dispatched Calls	Crime Reports Written	Field Service Reports
<b>425</b>	<b>287</b>	<b>149</b>	<b>124</b>
Overdose/NARCAN	DUI	Shooting Outside City	Shooting Inside City
<b>1/1</b>	<b>3</b>	<b>0</b>	<b>0</b>

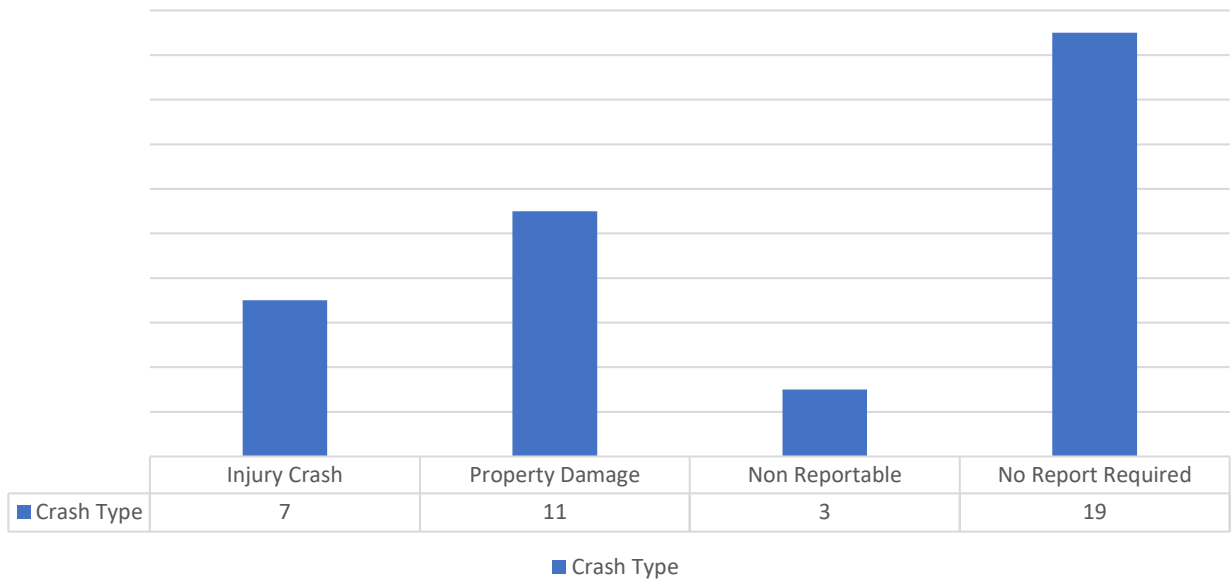
### December 2022 Enforcement Summary



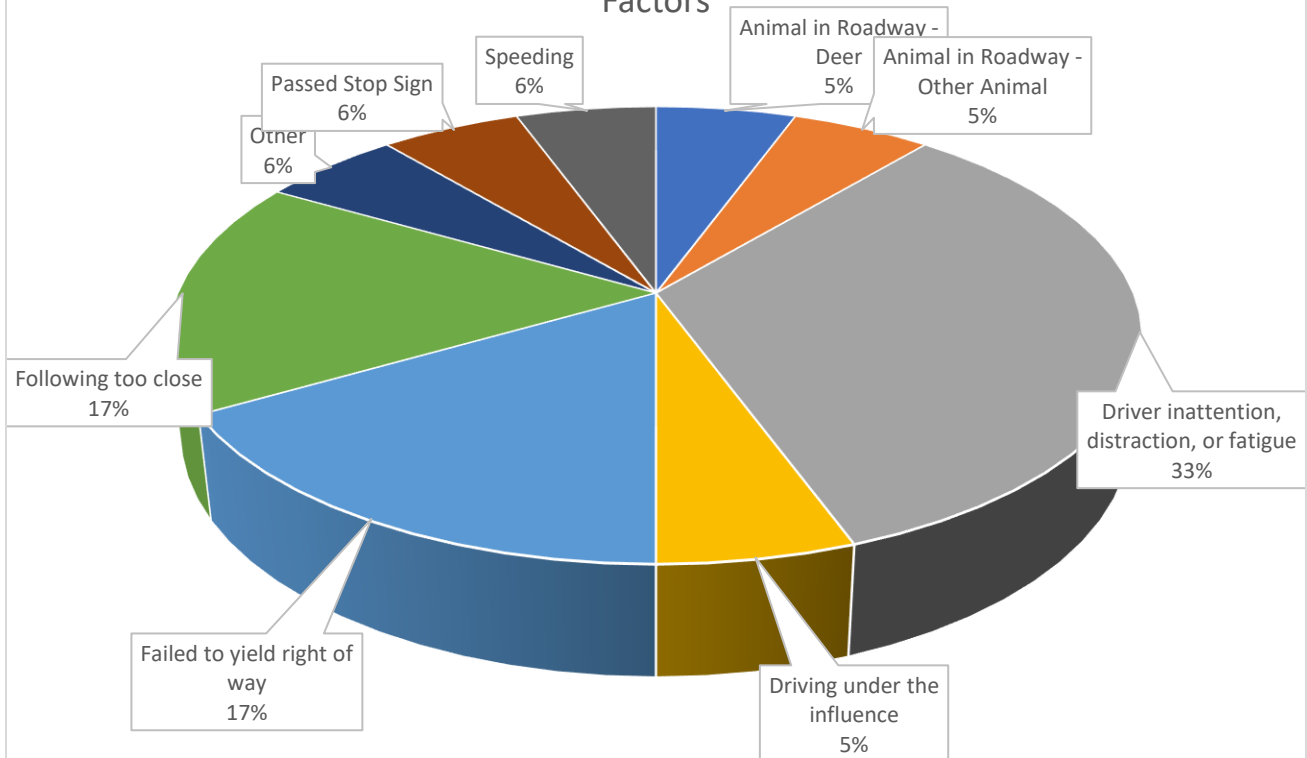
**December 2022  
YTD Crime Statistics**

<b>PART I Crimes</b>		
Crime	2022	2021
Murder/Manslaughter	<u>0</u>	<u>1</u>
Rape	<u>4</u>	<u>3</u>
Robbery	<u>5</u>	<u>6</u>
Assault/Aggravated	<u>24</u>	<u>11</u>
Burglary	<u>13</u>	<u>10</u>
Theft	<u>175</u>	<u>157</u>
Theft/Auto	<u>14</u>	<u>15</u>
All Other	<u>24</u>	<u>8</u>
	<b>259</b>	<b>211</b>
<b>PART II Crimes</b>		
Crime	2022	2021
Other Assaults	<u>93</u>	<u>101</u>
Rec. Stolen Property	<u>1</u>	<u>2</u>
Criminal Mischief	<u>64</u>	<u>68</u>
Weapons	<u>14</u>	<u>7</u>
Other Sex Offenses	<u>2</u>	<u>1</u>
Drugs	<u>69</u>	<u>65</u>
Noise/Disorderly Premise	<u>51</u>	<u>81</u>
Trespass	<u>34</u>	<u>27</u>
Disorderly Conduct	<u>10</u>	<u>12</u>
Other	<u>1,564</u>	<u>1,518</u>
	<b>1902</b>	<b>1882</b>
<b>PART III Crimes</b>		
Crime	2022	2021
Alarm	<u>429</u>	<u>470</u>
Animal Control	<u>25</u>	<u>16</u>
Recovered Property	<u>26</u>	<u>27</u>
Service	<u>856</u>	<u>979</u>
Suspicious Per/Vehicle	<u>257</u>	<u>269</u>
	<b>1593</b>	<b>1761</b>
	<b>3754</b>	<b>3854</b>

### December Crash Totals



### Primary Contributing Factors



**December 2022  
Quality of Life Calls**

Location / Crime Type	Crime
<b>Airport Plaza Shopping Ctr</b>	<b>8</b>
Robbery w/Weapons - Just Occurred	1
Theft - In Progress	1
Theft - Just Occurred	2
Trespass - In Progress	4
<b>Centerpoint Industrial Park</b>	<b>4</b>
Disorderly person	3
Traffic Violation	1
<b>Dobbinville</b>	<b>2</b>
Animal	1
Terror. Threatening-Just Occurred	1
<b>Hares Corner</b>	<b>3</b>
Suspicious vehicle	1
Trespass - In Progress	2
<b>Jacquette Square Townhouses</b>	<b>1</b>
Shooting - In Progress	1
<b>New Castle</b>	<b>16</b>
Disorderly person	4
Drug Violation	2
Drunk/Intoxication	1
Loud Music/Party	2
Noise Complaint	1
Person Screaming	1
Suspicious person	1
Terror. Threatening-In Progress	1
Traffic Violation	1
Trespass - In Progress	2
<b>Penn Valley</b>	<b>1</b>
Robbery - In Progress	1
<b>Riveredge Industrial Park</b>	<b>1</b>
Disorderly person	1
<b>South River Shop Plaza</b>	<b>1</b>
Assault w/Weapon - Just Occ'd	1
<b>Van Dyke Plaza</b>	<b>1</b>
Traffic Violation	1
<b>Van Dyke Village</b>	<b>3</b>
Burglary - In Progress	1

Suspicious person	1
Suspicious vehicle	1
<b>Washington Park</b>	<b>3</b>
Loud Music/Party	1
Noise Complaint	1
Suspicious vehicle	1
<b>Washington Square</b>	<b>1</b>
Disorderly person	1
<b>Grand Total</b>	<b>45</b>

## December 2022 Response Time

Each highlighted incident on the graph involves outliers in response time. In several of the incident types there were multiple outliers that affected the overall response time. Several common causes to these deviations are;

1. Responding officer not marked or does not transmit "on scene".
2. Officers delay their direct response to check the area around the location for suspects or victims known to have fled the scene.
3. Incidents are downgraded after entry but prior to dispatch.

## Priority One Calls for Service

Row Labels	Distinct Call Count	H:MM:SS
Accident PI	2	0:04:00
Assault w/Weapon -	1	0:05:57
Assault w/Weapon -	1	0:00:51
Burglary - In Progress	1	0:04:43
<b>Domestic - In Progress</b>	<b>9</b>	<b>0:06:46</b>
<b>Domestic w/Weapons -</b>	<b>4</b>	<b>0:05:48</b>
Mental Patient Violent	3	0:03:58
Person Screaming	1	0:03:25
<b>Person with Gun</b>	<b>1</b>	<b>0:14:46</b>
Robbery - In Progress	1	0:02:37
<b>Robbery - Just Occurred</b>	<b>1</b>	<b>0:06:48</b>
Robbery w/Weapons -	1	0:04:04
Shooting - In Progress	1	0:03:36
Suicidal Person - In Progress	2	0:00:59
Terror. Threatening	1	0:04:39
<b>Grand Total</b>	<b>30</b>	<b>0:05:15</b>