

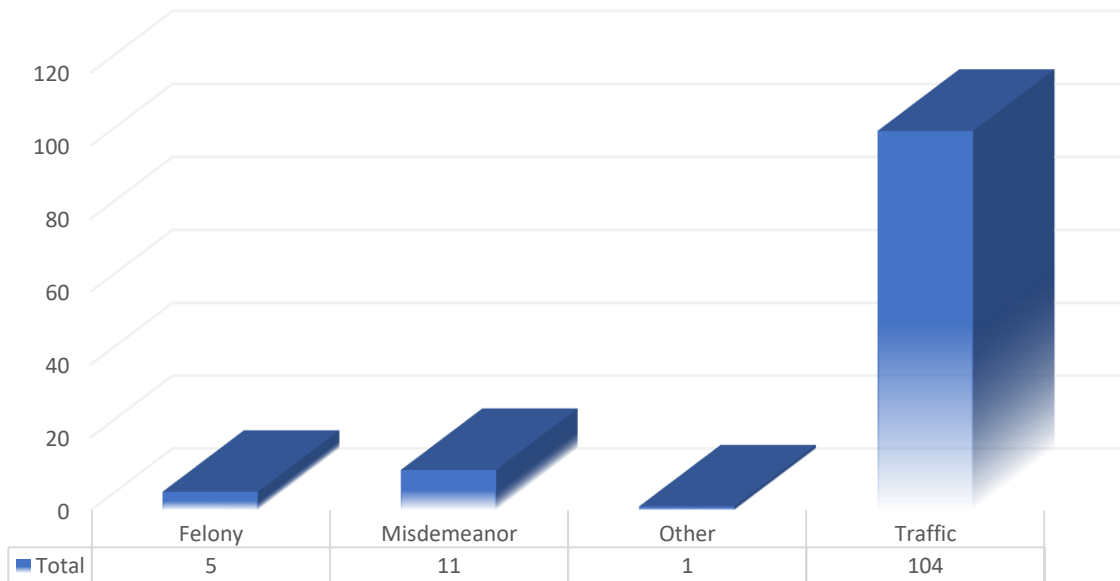


# New Castle City Police-Monthly Report

November, 2022

Total Complaints	Total Dispatched Calls	Crime Reports Written	Field Service Reports
<b>450</b>	<b>254</b>	<b>131</b>	<b>145</b>
Overdose/NARCAN	DUI	Shooting Outside City	Shooting Inside City
<b>2/1</b>	<b>2</b>	<b>0</b>	<b>0</b>

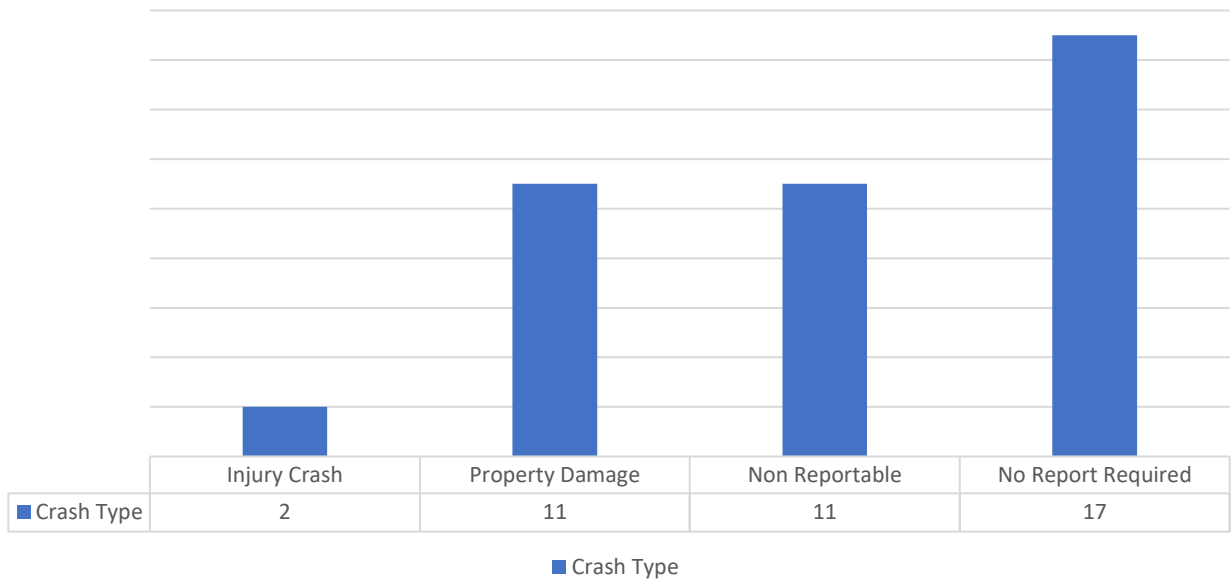
## NOVEMBER ENFORCEMENT DATA



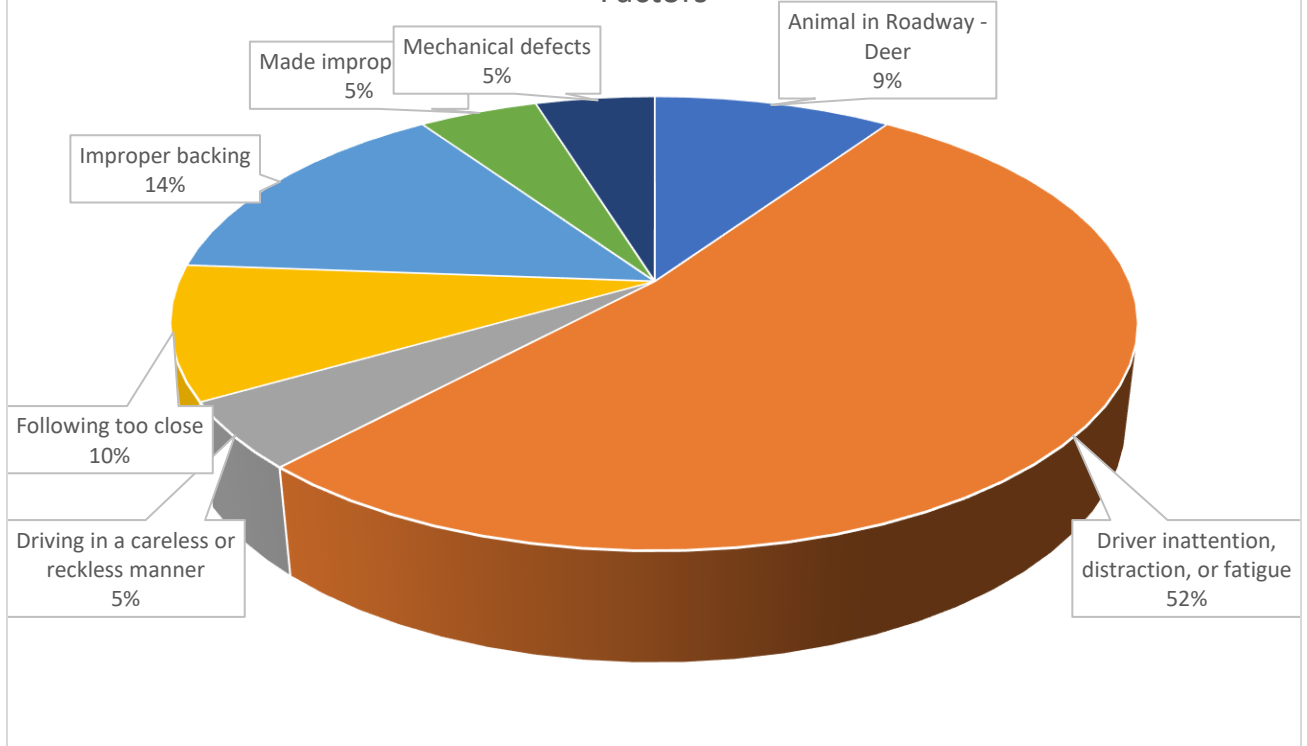
## November 2022 YTD Crime Statistics

<b>PART I CRIMES</b>		
Crime	2022	2021
Murder/Manslaughter	<u>0</u>	<u>1</u>
Rape	<u>3</u>	<u>3</u>
Robbery	<u>2</u>	<u>6</u>
Assault/Aggravated	<u>21</u>	<u>10</u>
Burglary	<u>13</u>	<u>9</u>
Theft	<u>159</u>	<u>146</u>
Theft/Auto	<u>11</u>	<u>14</u>
All Other	<u>21</u>	<u>5</u>
	<b>230</b>	<b>194</b>
<b>PART II CRIMES</b>		
Crime	2022	2021
Other Assaults	<u>88</u>	<u>91</u>
Rec. Stolen Property	<u>1</u>	<u>2</u>
Criminal Mischief	<u>54</u>	<u>63</u>
Weapons	<u>10</u>	<u>7</u>
Other Sex Offenses	<u>2</u>	<u>1</u>
Drugs	<u>64</u>	<u>60</u>
Noise/Disorderly Premise	<u>49</u>	<u>79</u>
Trespass	<u>30</u>	<u>25</u>
Disorderly Conduct	<u>7</u>	<u>11</u>
Other	<u>1,475</u>	<u>1,393</u>
	<b>1780</b>	<b>1732</b>
<b>PART III CRIMES</b>		
Crime	2022	2021
Alarm	<u>400</u>	<u>418</u>
Animal Control	<u>25</u>	<u>16</u>
Recovered Property	<u>23</u>	<u>26</u>
Service	<u>798</u>	<u>916</u>
Suspicious Person/Vehicle	<u>250</u>	<u>248</u>
	<b>1496</b>	<b>1624</b>
	<b>3506</b>	<b>3550</b>

### November Crash Totals



### Primary Contributing Factors



**November 2022  
Quality of Life Calls**

Location / Crime Type	Total
<b>Airport Industrial Park</b>	<b>1</b>
Theft - Just Occurred	1
<b>Airport Plaza Shopping Ctr</b>	<b>5</b>
Animal	1
Fight - In Progress	1
Suspicious person	1
Theft - In Progress	1
Theft - Just Occurred	1
<b>Buttonwood</b>	<b>1</b>
Trespass - In Progress	1
<b>Castle Ridge</b>	<b>1</b>
Suspicious person	1
<b>Centerpoint Industrial Park</b>	<b>2</b>
Suspicious person	1
Traffic Violation	1
<b>Dobbinville</b>	<b>4</b>
Noise Complaint	3
Traffic Violation	1
<b>Hares Corner</b>	<b>5</b>
Disorderly person	2
Theft - Just Occurred	2
Traffic Violation	1
<b>Jacquette Square Townhouses</b>	<b>1</b>
Animal w/Danger	1
<b>New Castle/Shawtown</b>	<b>8</b>
Loud Music/Party	1
Person with Weapon	1
Suspicious vehicle	1
Terror. Threatening-In Progress	1
Terroristic Threatening Weapons	1
Theft - Just Occurred	1
Trespass - In Progress	2
<b>Penn Valley</b>	<b>8</b>
Disorderly group	2
Disorderly person	4
Trespass - In Progress	2

<b>Riveredge Industrial Park</b>	<b>3</b>
Disorderly person	1
Person with Weapon	1
Suspicious person	1
<b>Twin Spans Industrial Park</b>	<b>1</b>
Gun Violation	1
<b>Van Dyke Village</b>	<b>4</b>
Criminal Mischief - In Progress	1
Criminal Mischief - Just Occurred	1
Loud Music/Party	1
Suspicious person	1
<b>Grand Total</b>	<b>44</b>

### November 2022 Response Time

Each highlighted incident on the graph involves outliers in response time. In several of the incident types there were multiple outliers that affected the overall response time. Several common causes to these deviations are;

1. Responding officer not marked or does not transmit "on scene".
2. Officers delay their direct response to check the area around the location for suspects or victims known to have fled the scene.
3. Incidents are downgraded after entry but prior to dispatch.

### Priority One Calls for Service

Crime Type	Total Call Count	Response Time
Accident PI	4	0:03:53
<b>Domestic - In Progress</b>	<b>18</b>	<b>0:05:23</b>
Domestic w/Weapons - In Progress	1	0:04:59
Fight - In Progress	1	0:04:31
Mental Patient Violent	2	0:03:48
Person with Weapon	1	0:01:59
<b>Grand Total</b>	<b>27</b>	<b>0:04:52</b>