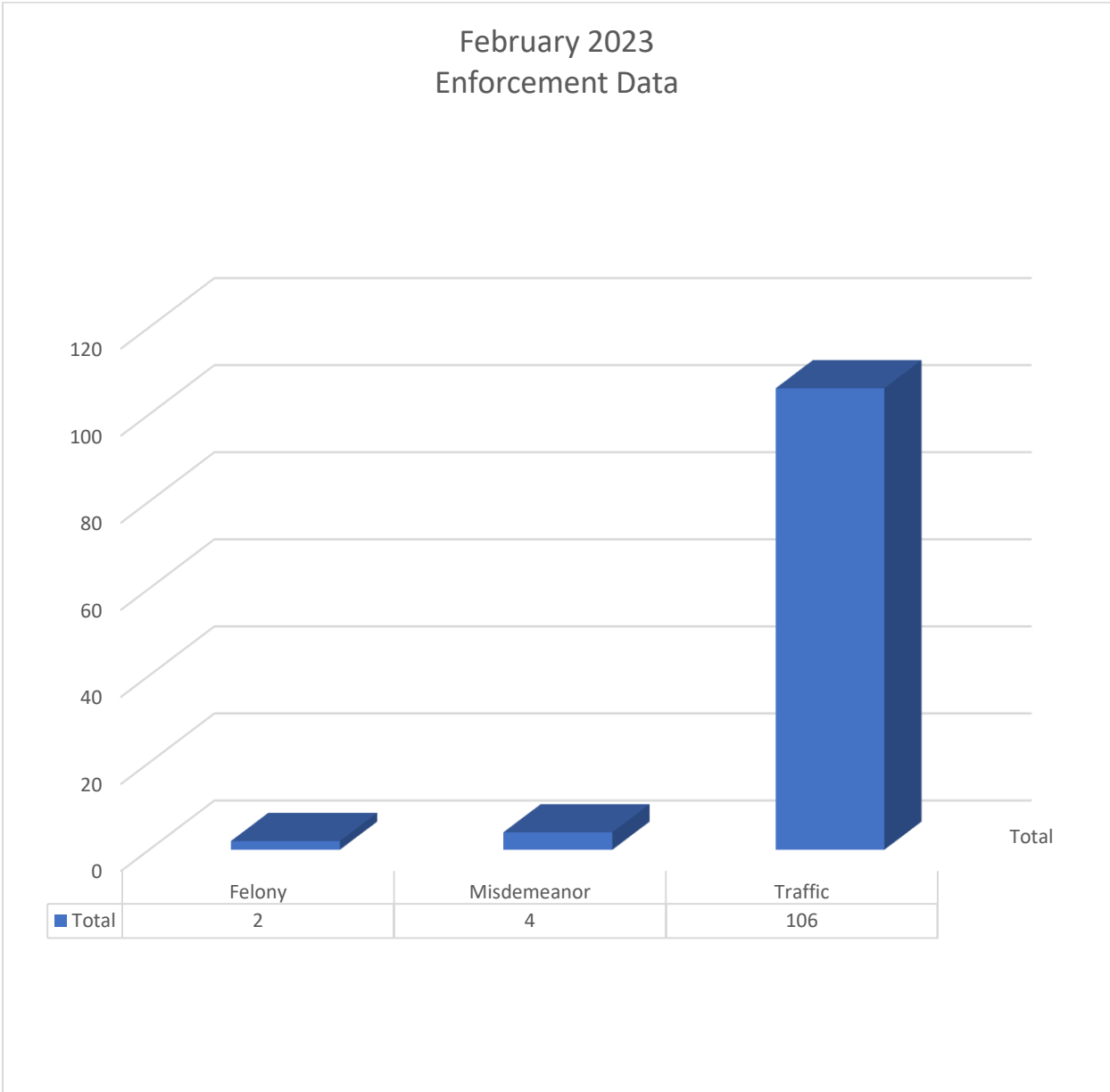




New Castle City Police-Monthly Report

February 2023

Total Complaints	Total Dispatched Calls	Crime Reports Written	Field Service Reports
420	215	93	102
Overdose/NARCAN	DUI	Shooting Outside City	Shooting Inside City
1/1	1	1	0



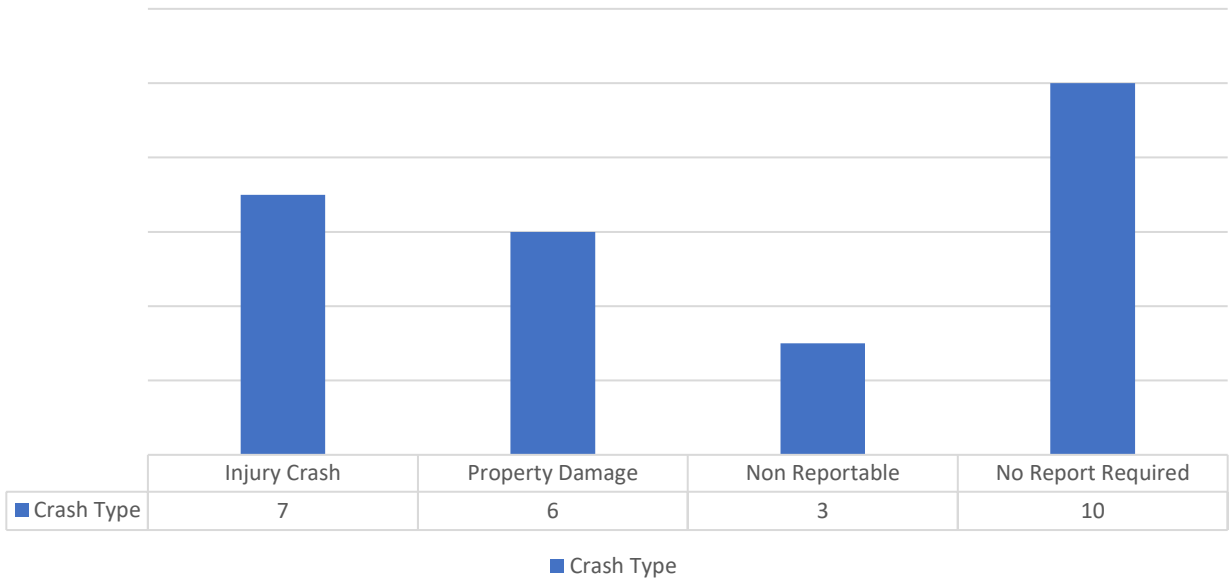
February 2023 YTD Crime Statistics

PART I CRIMES	2023	2022
Rape	<u>0</u>	<u>0</u>
Robbery	<u>0</u>	<u>0</u>
Assault/Aggravated	<u>0</u>	<u>2</u>
Burglary	<u>1</u>	<u>2</u>
Theft	<u>19</u>	<u>26</u>
Theft/Auto	<u>2</u>	<u>1</u>
All Other	<u>2</u>	<u>1</u>
	24	32

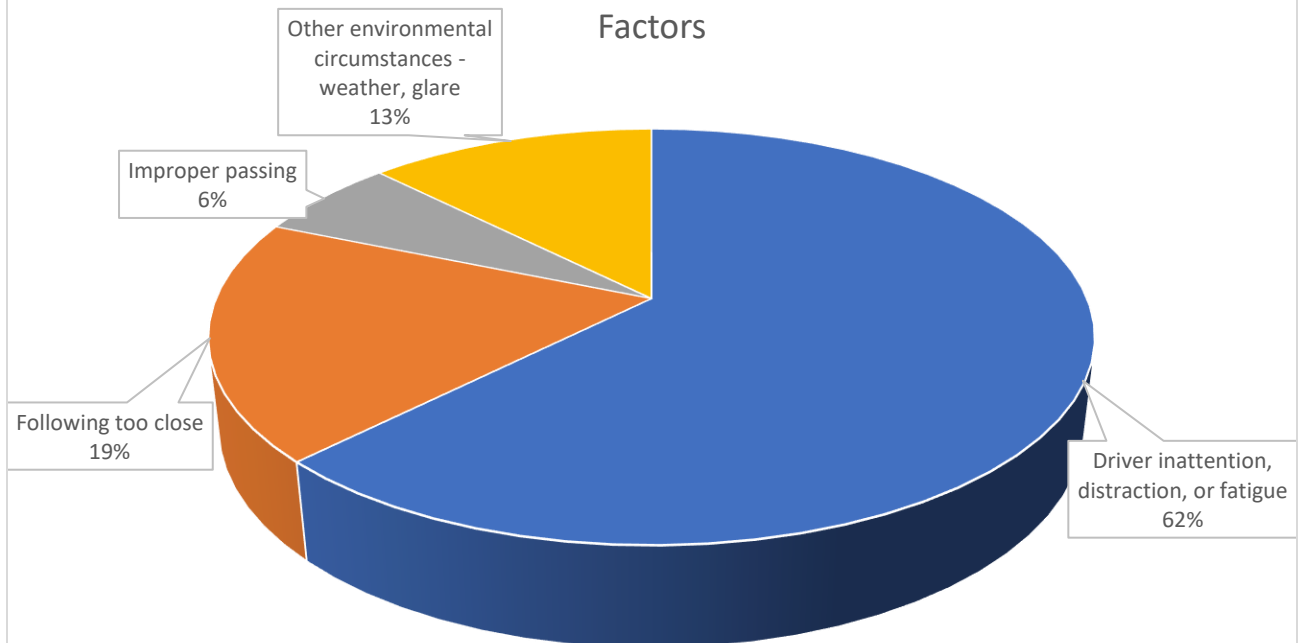
PART II CRIMES	2023	2022
Other Assaults	<u>17</u>	<u>21</u>
Rec. Stolen Property	<u>0</u>	<u>1</u>
Criminal Mischief	<u>8</u>	<u>5</u>
Weapons	<u>0</u>	<u>1</u>
Other Sex Offenses	<u>0</u>	<u>0</u>
Drugs	<u>8</u>	<u>13</u>
Noise/Disorderly Premise	<u>8</u>	<u>3</u>
Trespass	<u>5</u>	<u>3</u>
Disorderly Conduct	<u>1</u>	<u>0</u>
Other	<u>179</u>	<u>237</u>
	226	284

PART III CRIMES	2023	2022
Alarm	<u>55</u>	<u>73</u>
Animal Control	<u>2</u>	<u>6</u>
Recovered Property	<u>5</u>	<u>5</u>
Service	<u>101</u>	<u>118</u>
Suspicious Per/Vehicle	<u>38</u>	<u>41</u>
	201	243
	451	559

February 2023 Crash Totals



Primary Contributing Factors



**February 2023
Quality of Life Calls**

Airport Plaza Shopping Ctr	5
Disorderly person	2
Theft - Just Occurred	2
Trespass - In Progress	1
Dobbinville	3
Animal	1
Noise Complaint	1
Suspicious vehicle	1
Garfield Park	1
Suspicious person	1
Hares Corner	6
Disorderly person	2
Suspicious person	1
Suspicious vehicle	1
Theft - Just Occurred	1
Trespass - In Progress	1
New Castle/Shawtown	14
Animal	1
Disorderly group	1
Disorderly person	2
Loud Music/Party	1
Person with Gun	1
Suspicious person	2
Suspicious vehicle	3
Theft - Just Occurred	1
Traffic Violation	1
Trespass - In Progress	1
Penn Valley	1
Drunk/Intoxication	1
Van Dyke Village	1
Suspicious vehicle	1
Washington Park	3
Animal w/Danger	1
Drug Violation	1
Traffic Violation	1
Grand Total	34

February 2023 Response Time

Each highlighted incident on the graph involves outliers in response time. In several of the incident types there were multiple outliers that affected the overall response time. Several common causes to these deviations are;

1. Responding officer not marked or does not transmit "on scene".
2. Officers delay their direct response to check the area around the location for suspects or victims known to have fled the scene.
3. Incidents are downgraded after entry but prior to dispatch.

Priority One Calls for Service

Call Type	Number of Calls	Response Time
Accident Fatal	1	0:02:08
Accident PI	7	0:03:25
Assault w/Weapon - In Progress	1	0:17:17
Burglary - In Progress	1	0:01:55
Domestic - In Progress	9	0:05:32
Homicide	1	0:04:03
Person with Gun	1	0:02:23
Shooting	1	0:07:01
Suicidal Person - In Progress	2	0:14:48
Grand Total	24	0:05:45