

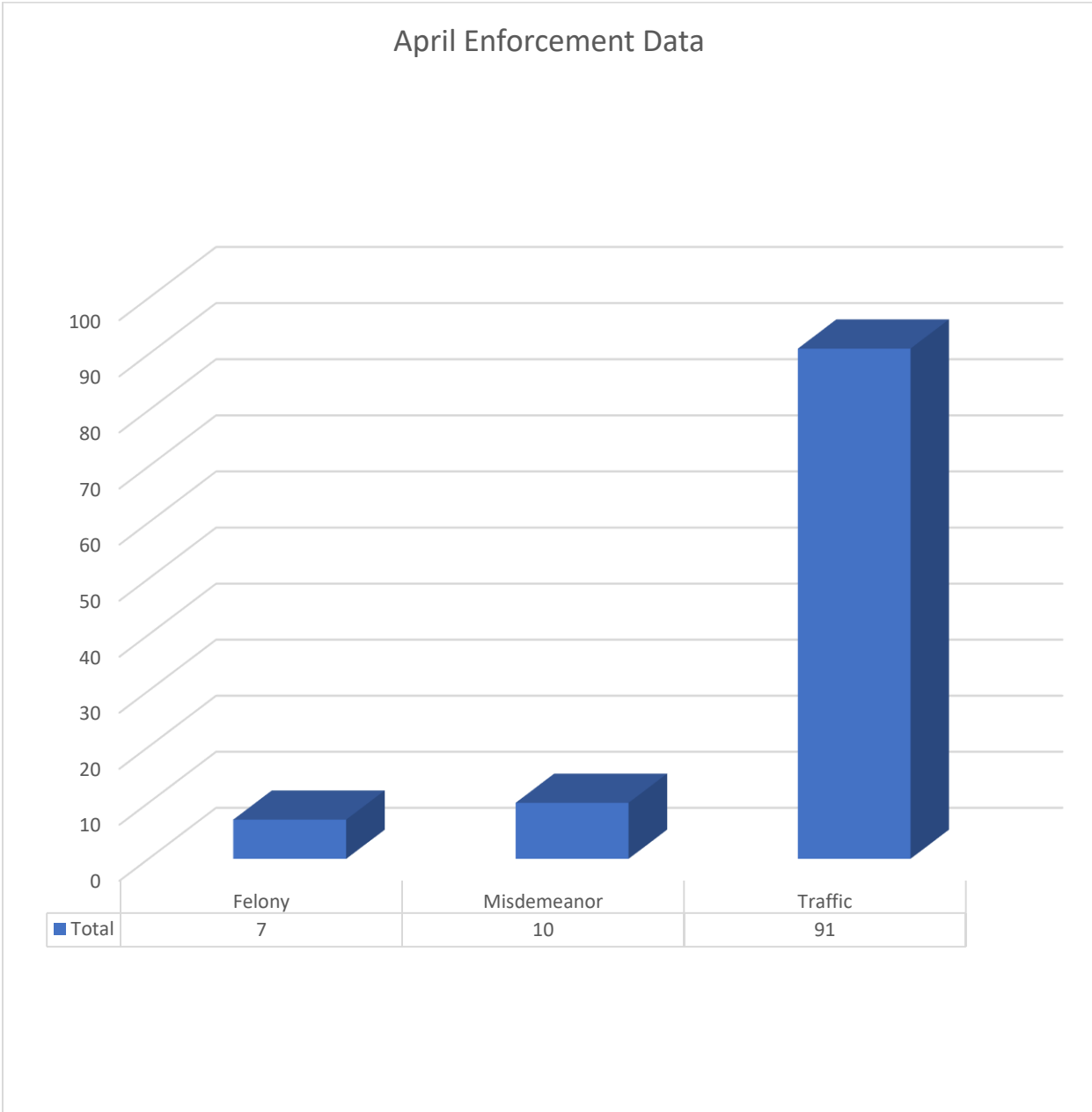


NEW CASTLE CITY  
POLICE DEPARTMENT  
MONTHLY REPORT

May 9th, 2023

City Council Report  
For April of 2023

Total Complaints	Total Dispatched Calls	Crime Reports Written	Field Service Reports
<b>452</b>	<b>258</b>	<b>129</b>	<b>163</b>
Overdose/NARCAN	DUI	Shooting Outside City	Shooting Inside City
<b>2/1</b>	<b>4</b>	<b>1</b>	<b>0</b>



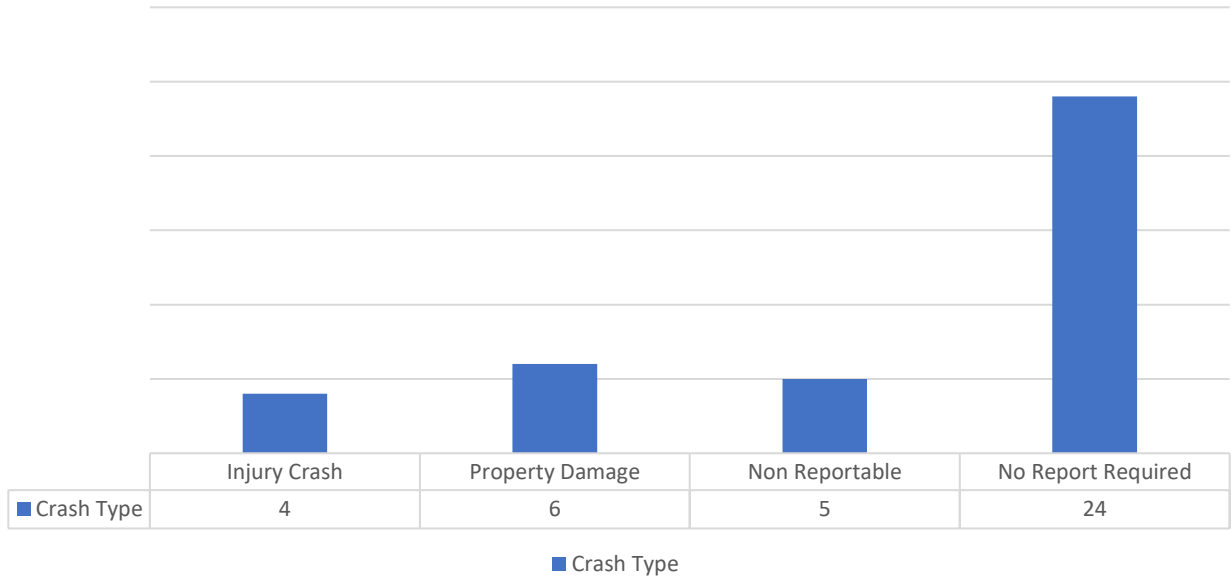
**April 2023  
YTD Crime Statistics**

<b>PART I CRIMES</b>		
Crime	2023	2022
Rape	<u>0</u>	<u>0</u>
Robbery	<u>1</u>	<u>0</u>
Assault/Aggravated	<u>3</u>	<u>8</u>
Burglary	<u>1</u>	<u>4</u>
Theft	<u>46</u>	<u>58</u>
Theft/Auto	<u>4</u>	<u>2</u>
All Other	<u>6</u>	<u>3</u>
	<b>61</b>	<b>75</b>

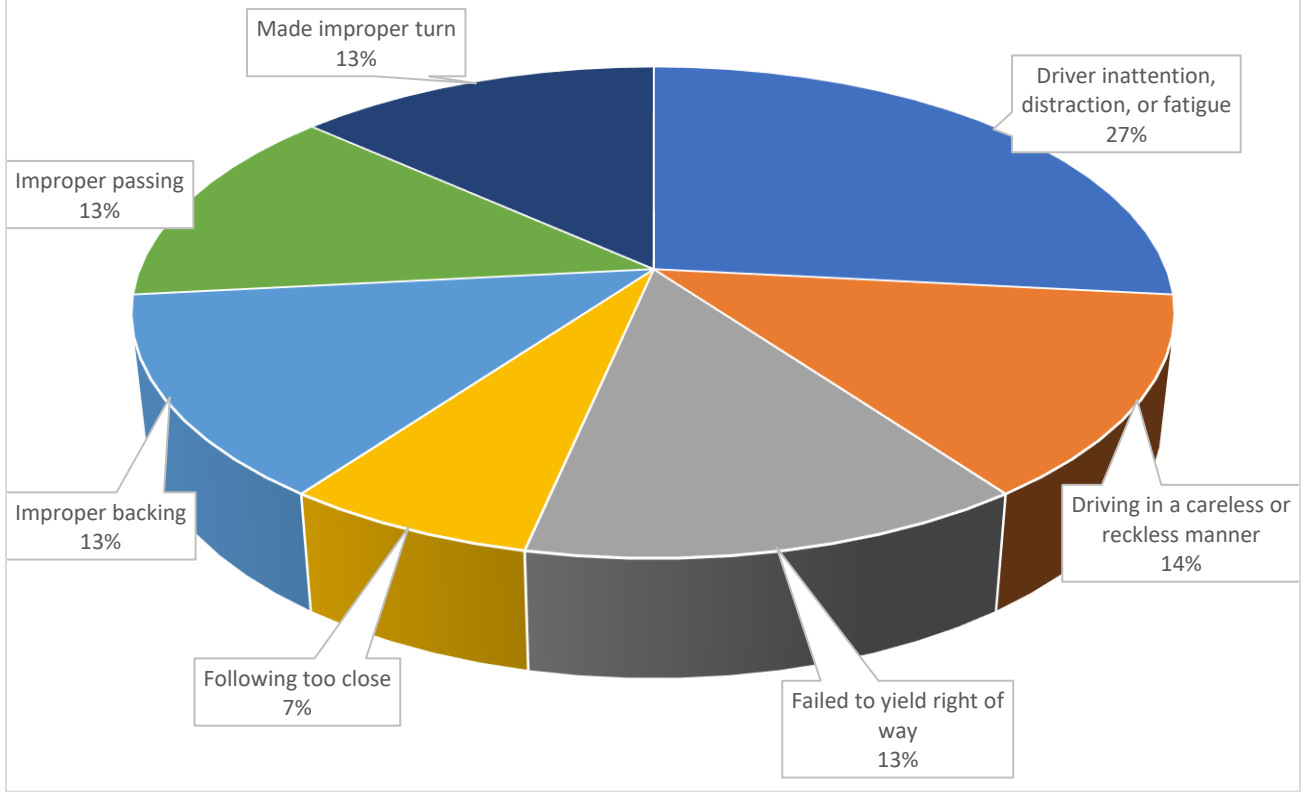
<b>PART II CRIMES</b>		
Crime	2023	2022
Other Assaults	<u>31</u>	<u>34</u>
Rec. Stolen Property	<u>0</u>	<u>1</u>
Criminal Mischief	<u>16</u>	<u>13</u>
Weapons	<u>0</u>	<u>2</u>
Other Sex Offenses	<u>0</u>	<u>0</u>
Drugs	<u>17</u>	<u>22</u>
Noise/Disorderly Premise	<u>14</u>	<u>6</u>
Trespass	<u>13</u>	<u>13</u>
Disorderly Conduct	<u>4</u>	<u>3</u>
Other	<u>395</u>	<u>499</u>
	<b>490</b>	<b>593</b>

<b>PART III CRIMES</b>		
Crime	2023	2022
Alarm	<u>95</u>	<u>151</u>
Animal Control	<u>5</u>	<u>8</u>
Recovered Property	<u>9</u>	<u>6</u>
Service	<u>246</u>	<u>257</u>
Suspicious Person / Vehicle	<u>72</u>	<u>97</u>
	<b>427</b>	<b>519</b>
	<b>978</b>	<b>1187</b>

### April 2023 Crash Totals



### Primary Contributing Factors



**April 2023  
Quality of Life Calls**

Location / Type of Incident	Total
Airport Plaza Shopping Ctr	7
Disorderly person	1
Suspicious person	1
Theft - In Progress	1
Theft - Just Occurred	1
Trespass - In Progress	3
<b>Baldton</b>	<b>2</b>
Suspicious person	1
Traffic Violation	1
<b>Dobbinville</b>	<b>3</b>
Suspicious vehicle	1
Traffic Violation	2
<b>Hares Corner</b>	<b>8</b>
Criminal Mischief - Just Occurred	1
Robbery	1
Theft - In Progress	1
Trespass - In Progress	5
Jacquette Square Townhouses	1
Disorderly person	1
<b>New Castle / Shawtown</b>	<b>29</b>
Animal w/Danger	1
Barking Dog	1
Burglary - In Progress	1
Burglary - Just Occurred	1
Disorderly person	2
Drug Violation	1
Drunk/Intoxication	1
Gun Violation	1
Loud Music/Party	4
Noise Complaint	2
Suspicious person	4
Suspicious vehicle	1
Terror. Threatening-In Progress	1
Terror. Threatening-Just Occurred	2
Terroristic Threatening Weapons	1
Theft - In Progress	1

Traffic Violation	3
Trespass - In Progress	1
Penn Valley	1
Disorderly group	1
Riveredge Industrial Park	2
Harassment - In Progress	1
Traffic Violation	1
South River Shop Plaza	1
Theft - Just Occurred	1
Van Dyke Village	3
Loud Music/Party	1
Suspicious person	2
Washington Park	6
Animal	1
Barking Dog	1
Disorderly person	2
Loud Music/Party	1
Suspicious person	1
Grand Total	63

## April 2023 Response Time

Each highlighted incident on the graph involves outliers in response time. In several of the incident types there were multiple outliers that affected the overall response time. Several common causes to these deviations are;

1. Responding officer not marked or does not transmit "on scene".
2. Officers delay their direct response to check the area around the location for suspects or victims known to have fled the scene.
3. Incidents are downgraded after entry but prior to dispatch.

### Priority One Calls for Service

Row Labels	Distinct Call Count	Response Time
Accident PI	3	0:04:29
Assault - In Progress	1	0:04:45
Assist Other Agency	1	0:01:45
Burglary - In Progress	3	0:05:03
CPR in Progress	1	0:01:08
Domestic - In Progress	12	0:07:32
Fight - In Progress	1	0:08:33
Mental Patient Violent	1	0:06:25
Person with Gun	1	0:24:02
Person with Weapon	1	0:04:15
Robbery - Just Occurred	1	0:04:17
Shooting - In Progress	1	0:03:15
Suicidal Person w/Weapon-In Prog	1	0:06:18
Terror. Threatening-In Progress	1	0:04:44
Terroristic Threatening Weapons	1	0:03:59
Grand Total	30	0:06:25