



NEW CASTLE CITY POLICE  
DEPARTMENT TRANSPARENCY  
REPORT

2022

The following report contains summaries of this agency's e Internal Affairs Investigations, enforcement data by demographic, and our annual Response to Resistance analysis.

**Annual Internal Affairs Summary 2022**

Analysis conducted by: Captain Keith Dempsey

Date Analysis Conducted: January 3, 2023

For the purpose of this report internal affairs investigations are initiated when an employee is alleged to have violated department policy and the incident requires investigation to determine the facts surrounding the incident.

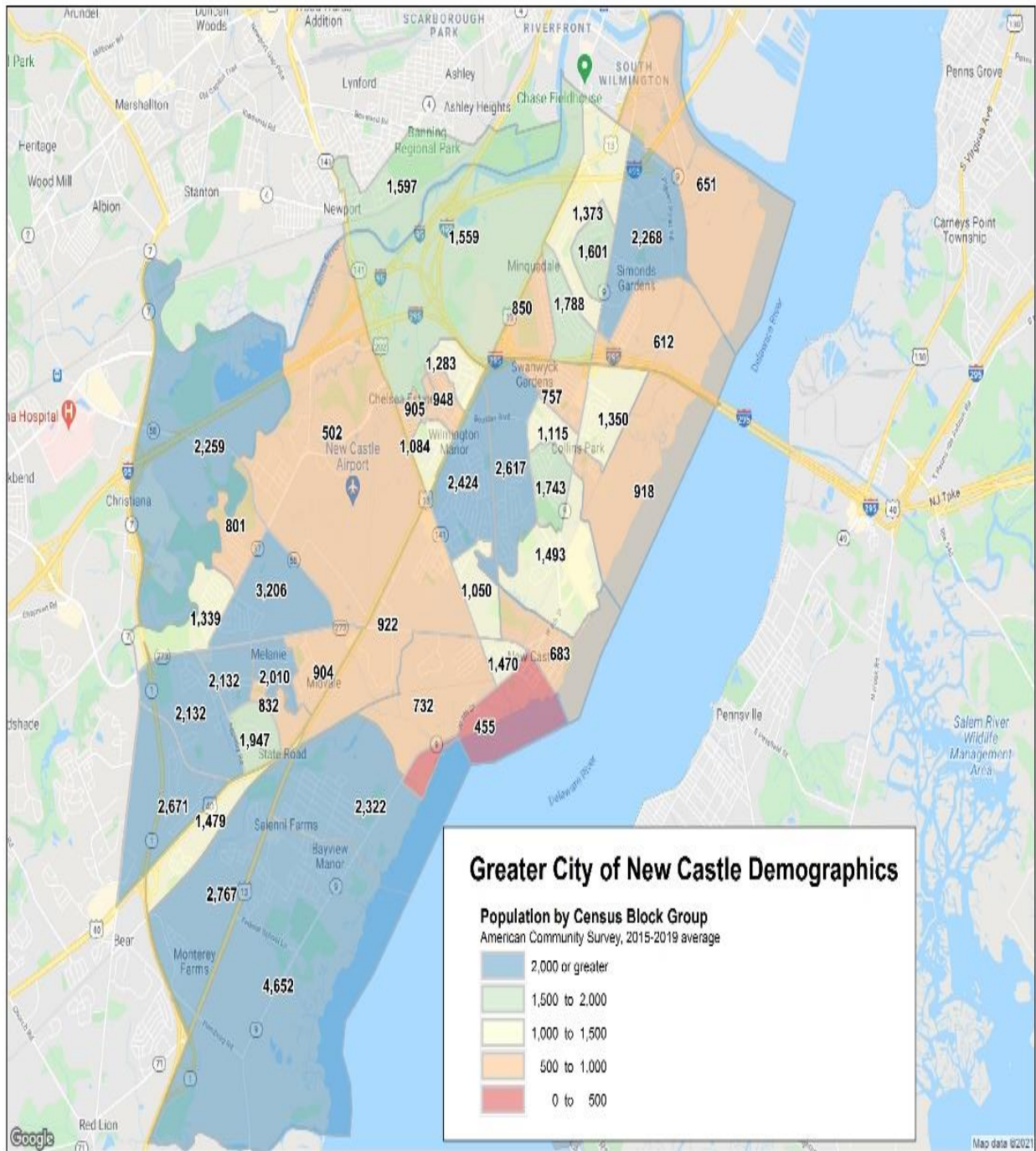
The allegations typically originate from two sources; citizen complaints or agency-initiated incidents. Agency-initiated incidents involve violations of policy, procedure, or law that are identified by supervision or by self-reporting.

Internal Affairs Investigations And Summary Discipline	Citizen Complaints	Agency-initiated Discipline
Total # of Complaints Filed	2	8
Sworn Employees	2	6
Non-Sworn Employees	0	0
	<b>DISPOSITION</b>	
Sustained	0	7
Not Sustained	0	0
Unfounded	2	0
Exonerated	0	0
Pending	0	1
Remedial Training	0	0
Oral Reprimand	0	1
Written Reprimand	0	3
Suspension	0	3
Demotion	0	0
Resignation in Lieu of Termination	0	0
Termination	0	0

NEW CASTLE CITY POLICE DEPARTMENT TRANSPARENCY REPORT

2022 Enforcement Data								
Enforcement	White Non-Hispanic		Black Non-Hispanic		Hispanic/Latino		Other	
	M	F	M	F	M	F	M	F
Felony Arrests	12	6	25	2	6	1	0	0
Misdemeanor Arrests	46	20	56	31	9	3	0	0
Traffic - Offenses	247	148	430	275	82	29	4	2
Traffic Warning	128	91	234	139	37	18	6	5

Greater City of New Castle Demographics American Community Survey, 2017-2021 averages							
	City of New Castle		Surrounding Area		Greater City of New Castle (combined)		
<b>Population</b>							
Population	10,912		57,421		68,333		
Population Employed	5,621	94%	28,605	95%	34,226	95%	
Population Unemployed	328	6%	1,590	5%	1,918	5%	
Population Below Poverty	878	8%	6,414	11%	7,292	11%	
White, non-Hispanic	5,883	54%	20,200	35%	26,083	38%	
Black, non-Hispanic	3,620	33%	21,925	38%	25,545	37%	
Asian, non-Hispanic	146	1%	3,287	6%	3,433	5%	
Hispanic	737	7%	10,171	18%	10,908	16%	
<b>Households</b>							
Households	4,663		21,319		25,982		
Households Below Poverty	467	10%	2,455	12%	2,922	11%	
Households - Owner Occupied	2,924	63%	13,143	62%	16,067	62%	
Households - Rental	1,739	37%	8,176	38%	9,915	38%	
Households - Zero Vehicle	208	4%	1,567	7%	1,775	7%	
<b>Journey to Work</b>							
Drive Alone	4,392	80%	20,896	74%	25,288	75%	
Carpool	201	4%	2,580	9%	2,781	8%	
Transit	126	2%	814	3%	940	3%	
Walk	83	2%	629	2%	712	2%	
Bicycle*	0	0%	0	0%	0	0%	
Work at Home	663	12%	3,054	11%	3,717	11%	
Other	5	0%	238	1%	243	1%	



# NEW CASTLE CITY POLICE DEPARTMENT TRANSPARENCY REPORT

## Response To Resistance Summary

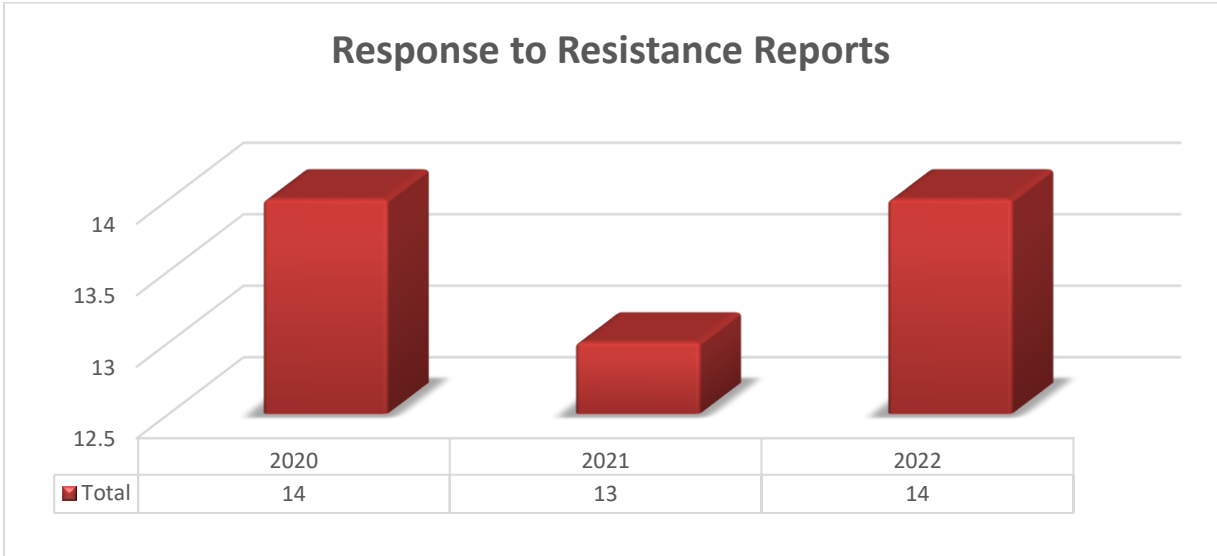
Our Response to Resistance policy was adopted in July of 2020 and mirrors the state model. In December of 2020, our agency's policy was certified to meet federal requirements pursuant to section 2 of the Presidential Executive Order on Safe Policing. Our policy states that "all uses of force, except de minimis force, shall be documented in a response to resistance report".

The New Castle City Police Department recorded 14 incidents that required a Response to Resistance Report in 2020 and 13 2021. In 2022 we recorded 14 incidents. In 2022 officers handled 6,523 calls (to include self initiated vehicle and pedestrian stops) as compared to 5,832 in 2021 and 5,739 in 2020. Although our call volume increased by approximately 12%, our response to resistance incidents remained remarkably similar. In all three years, less than ½ % of all interactions with the public led to an officer using force. The New Castle City Police Department was involved in one officer involved shooting where the suspect as fatally wounded.

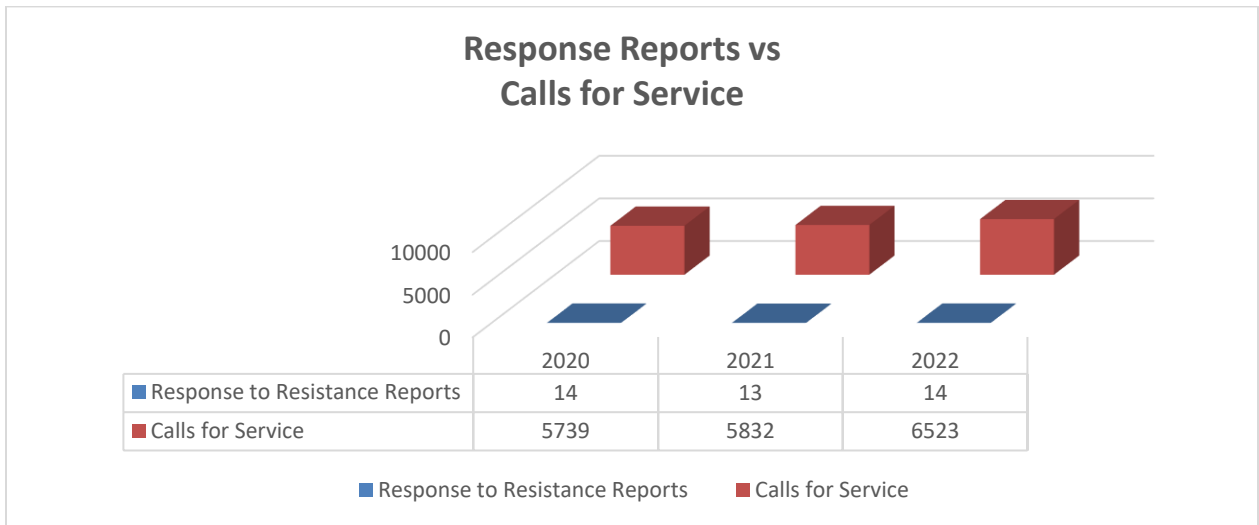
The following analysis contains several graphs to illustrate the data sets we use to conduct an analysis of our training, policies and procedures. There does not appear to be any discernable patterns as a result of the collected data. Our current policies, procedures and training appear to be effective. A continuing emphasis on response to resistance and de-escalation techniques will remain a priority.

Year	Time	Day	Date	Weather/Lighting	Case #	Suspect's Actions	Suspect Race/Gender	Suspect Age	Type of Force	Suspect Injury	Officer Injury
2020	1450	Saturday	1/4/2020	Clear/Daylight	332000053	Active Resisting	B/M	29	TASER Employment	No	No
2020	0315	Thursday	1/23/2020	Clear/Dark	332000361	Active Resisting	B/M	35	Display Firearm/Hands/Feet	No	Yes
2020	0104	Sunday	3/22/2020	Clear/Dark	3320001387	Armed	W/M	39	Display Firearm	No	No
2020	0155	Monday	5/11/2020	Clear/Dark	3320001885	Armed	B/M	32	Display Firearm	No	No
2020	1654	Wednesday	6/3/2020	Clear/Daylight	3320002233	Passive Resisting	W/M	25	Hands/Feet	Yes	No
2020	1000	Wednesday	7/8/2020	Clear/Daylight	3320002755	Armed	W/M	31	Display Firearm	No	No
2020	0500	Sunday	9/20/2020	Clear/Dark	3320004134	Passive Resisting	W/M	24	TASER Deployment	Yes	No
2020	0250	Tuesday	9/22/2020	Clear/Dark	3320004160	Passive Resisting	B/M	29	TASER Employment	No	No
2020	0255	Wednesday	10/14/2020	Clear/Dark	3320004562	Passive Resisting	B/M	28	Display Firearm	No	No
2020	2359	Sunday	11/15/2020	Clear/Dark	3320005149	Pursuit	H/M	30	Display Firearm	No	No
2020	1930	Sunday	11/23/2020	Clear/Dark	3320005225	Passive Resisting	B/M	16	TASER Employment	No	No
2020	2200	Wednesday	12/13/2020	Clear/Dark	3320005495	Active Resisting	B/M	23	TASER Deployment	No	No
2020	0055	Friday	12/18/2020	Clear/Dark	3320005539	Armed	B/M	53	Display Firearm	No	No
2020	2053	Friday	12/18/2020	Clear/Dark	3320005554	Armed	B/M	20	Display Firearm	No	No
2021	1640	Friday	1/15/2021	Clear/Daylight	3321000174	Passive Resisting	B/M	31	TASER Deployment	Yes	No
2021	1730	Tuesday	2/16/2021	Clear/Daylight	3321000533	Felony Stop	B/M	50	Display Firearm	No	No
2021	0245	Sunday	3/21/2021	Clear/Dark	3321000969	Passive Resisting	B/M	29	Display Firearm	No	No
2021	1909	Friday	5/14/2021	Clear/Daylight	3321001812	Active Resisting	W/M	42	Hands/Feet	No	No
2021	0128	Monday	5/31/2021	Clear/Dark	3321002093	Felony Stop	B/M	17	Display Firearm	No	No
2021	1447	Thursday	6/3/2021	Clear/Daylight	3321002147	Felony Stop	B/M	25	Display Firearm	No	No
2021	1829	Monday	7/12/2021	Cloudy/Light Rain	3321002879	Active Resisting	B/F	17	Display Firearm	No	No
2021	1025	Tuesday	7/27/2021	Clear/Daylight	3321003106	Felony Stop	W/M	42	Display Firearm	No	No
2021	1600	Sunday	8/22/2021	Clear/Daylight	3321003546	Pursuit	W/M	18	Display Firearm	No	No
2021	1600	Sunday	8/22/2021	Clear/Daylight	3321003546	Pursuit	W/M	22	Display Firearm	No	No
2021	1915	Thursday	9/23/2021	Cloudy/Dark	3321004141	Felony Stop	W/M	23	Display Firearm	No	No
2021	0850	Sunday	11/29/2021	Clear/Daylight	3321005039	Active Resisting	B/M	17	Hands/Feet	No	No
2021	0914	Monday	11/29/2021	Clear/Daylight	3321005309	Active Resisting	W/M	41	Hands/Feet	No	No
2022	0637	Sunday	1/30/2022	Clear/Daylight	3322000439	Passive Resisting	B/M	19	Display Firearm	Yes	No
2022	0155	Saturday	2/5/2022	Clear/Dark	3322000515	Pursuit	B/M	43	Display Firearm	No	No
2022	0207	Monday	3/7/2022	Clear/Dark	3322001061	Active Resisting	W/M	54	TASER Employment	No	No
2022	1138	Thursday	3/24/2022	Cloudy/Daylight	3322001356	Felony Stop	B/M	31	Display Firearm	No	No
2022	1013	Wednesday	3/16/2022	Clear/Daylight	3322001209	Active Resisting	B/M	23	TASER Deployment	No	No
2022	1230	Monday	5/23/2022	Clear/Daylight	3322002499	Active Resisting	B/M	22	Hands/Feet	Yes	No
2022	1840	Friday	5/27/2022	Clear/Dusk	3322002601	Active Assaultive	B/M	34	Hands/Feet	No	No
2022	1343	Sunday	6/5/2022	Clear/Daylight	3322002803	Armed	B/M	56	Display Firearm	No	No
2022	1357	Wednesday	6/15/2022	Clear/Daylight	3322003011	Active Resisting	H/M	45	Display Firearm/Hands/Feet/TASER Deployment	No	No
2022	1935	Saturday	7/16/2022	Clear/Daylight	3322003672	Armed	B/M	32	TASER Employment	No	No
2022	2130	Friday	8/5/2022	Clear/Dark	3322004108	Armed	B/M	43	Display Firearm	No	No
2022	1630	Friday	8/19/2022	Clear/Daylight	3322004327	Active Resisting	W/M	38	TASER Employment	No	No
2022	0800	Friday	12/2/2022	Clear/Daylight	3322006138	Armed	W/M	39	Discharge Firearm	Yes	No
2022	2115	Thursday	12/1/2022	Clear/Nighttime	3322006132	Felony Stop	W/M	26	TASER Employment	No	No

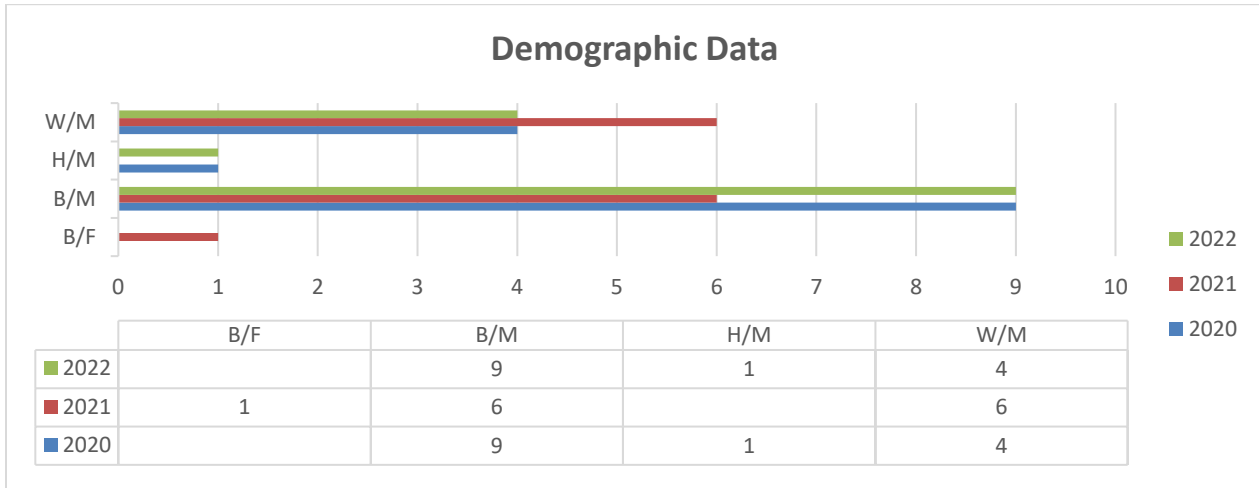
### Response to Resistance Reports



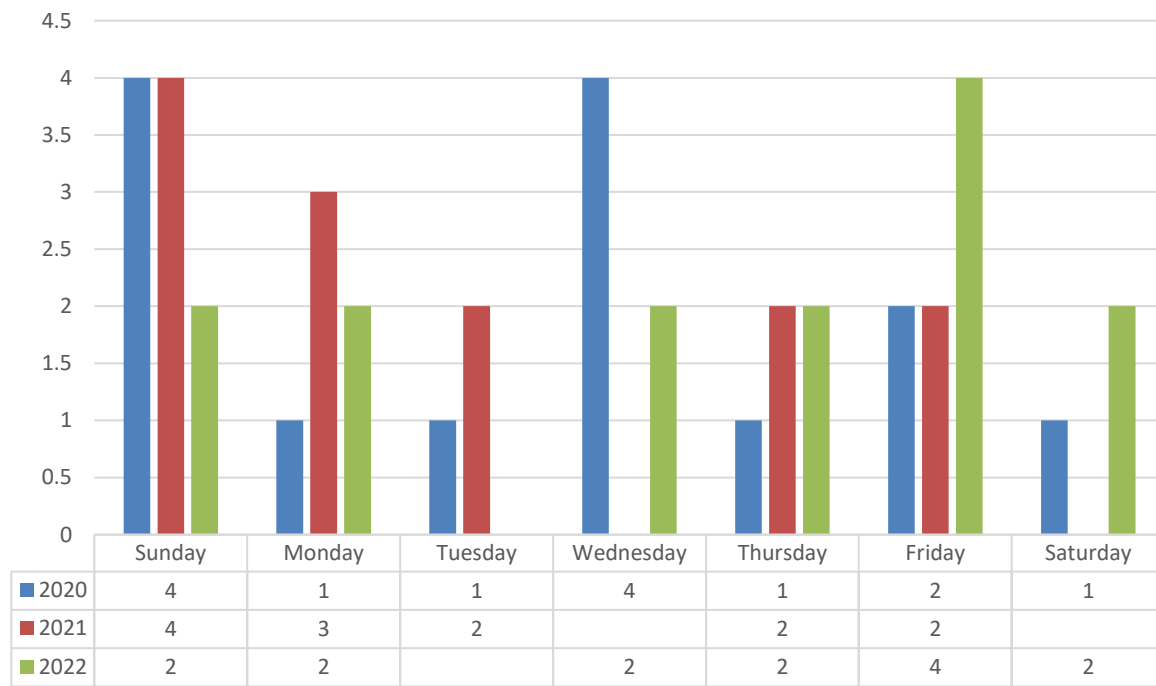
### Response Reports vs Calls for Service



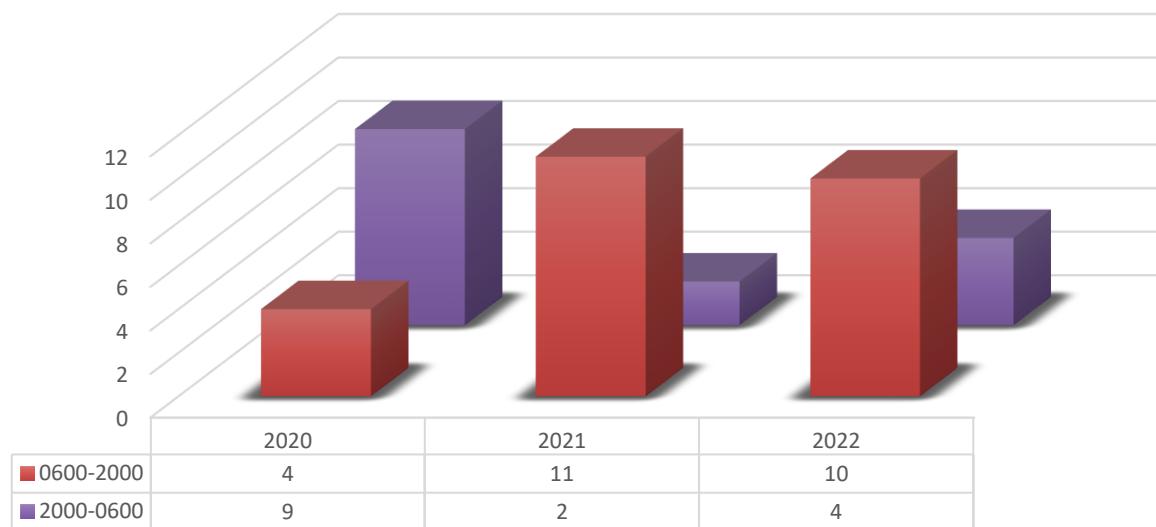
### Demographic Data



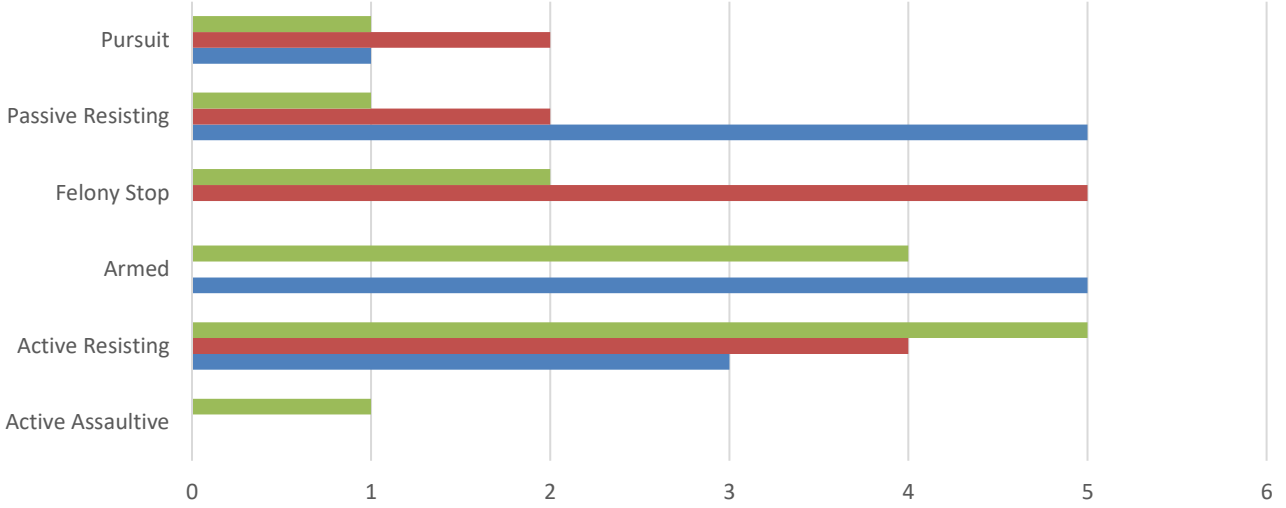
### Day of Week



### Time of Day

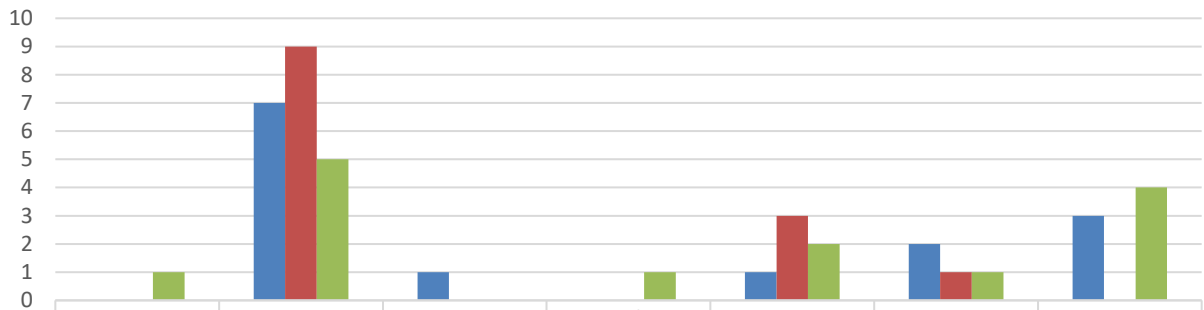


### Type of Incident



	Active Assaultive	Active Resisting	Armed	Felony Stop	Passive Resisting	Pursuit
2022	1	5	4	2	1	1
2021		4		5	2	2
2020		3	5		5	1

### Type of Force Used



	Discharge Firearm	Display Firearm	Display Firearm/Hands/Feet	Display Firearm/Hands/Feet/TASER Deployment	Hands/Feet	TASER Deployment	TASER Employment
2020		7	1		1	2	3
2021		9			3	1	
2022	1	5		1	2	1	4