

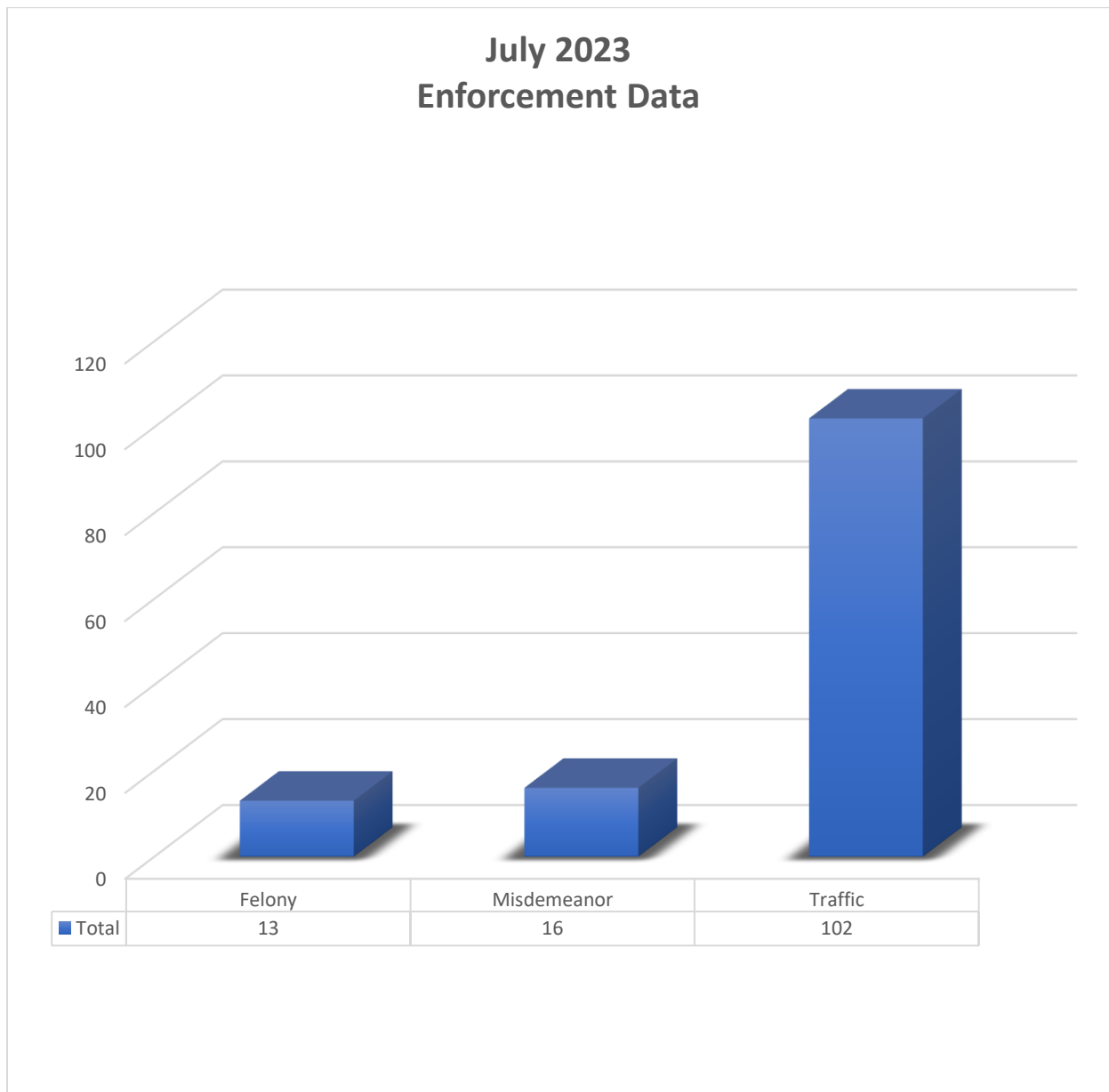


NEW CASTLE CITY
POLICE DEPARTMENT
MONTHLY REPORT

August 8th, 2023

City Council Report
For July of 2023

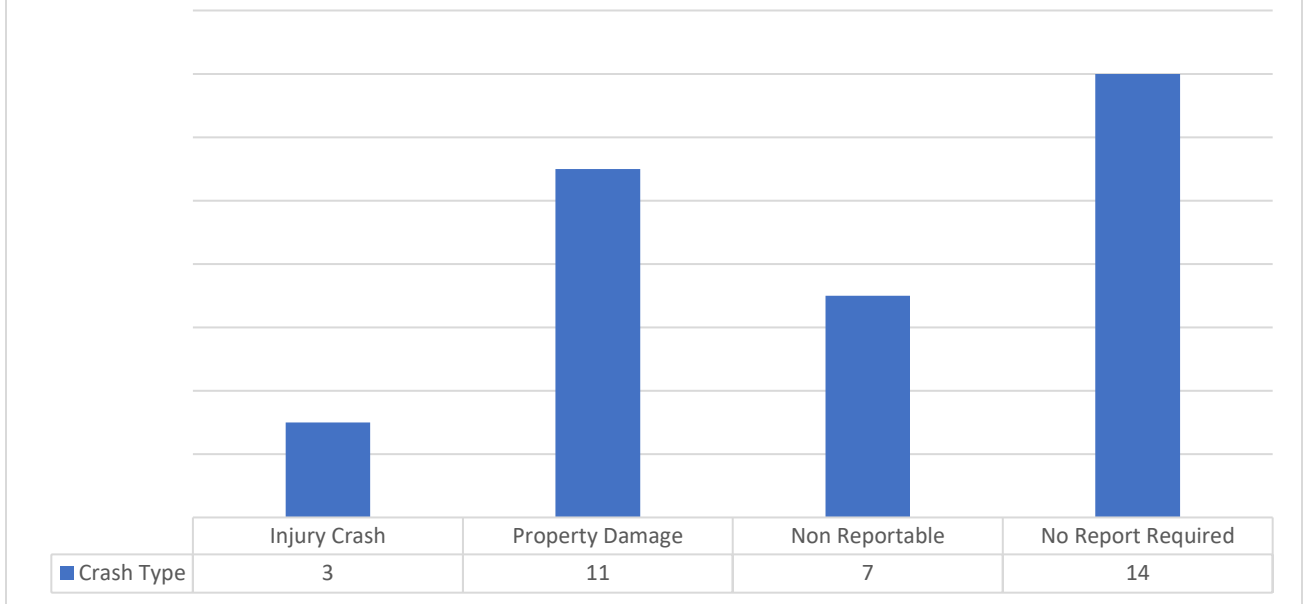
Total Complaints	Total Dispatched Calls	Crime Reports Written	Field Service Reports
452	273	136	146
Overdose/NARCAN	DUI	Shooting Outside City	Shooting Inside City
1/0	4	0	0



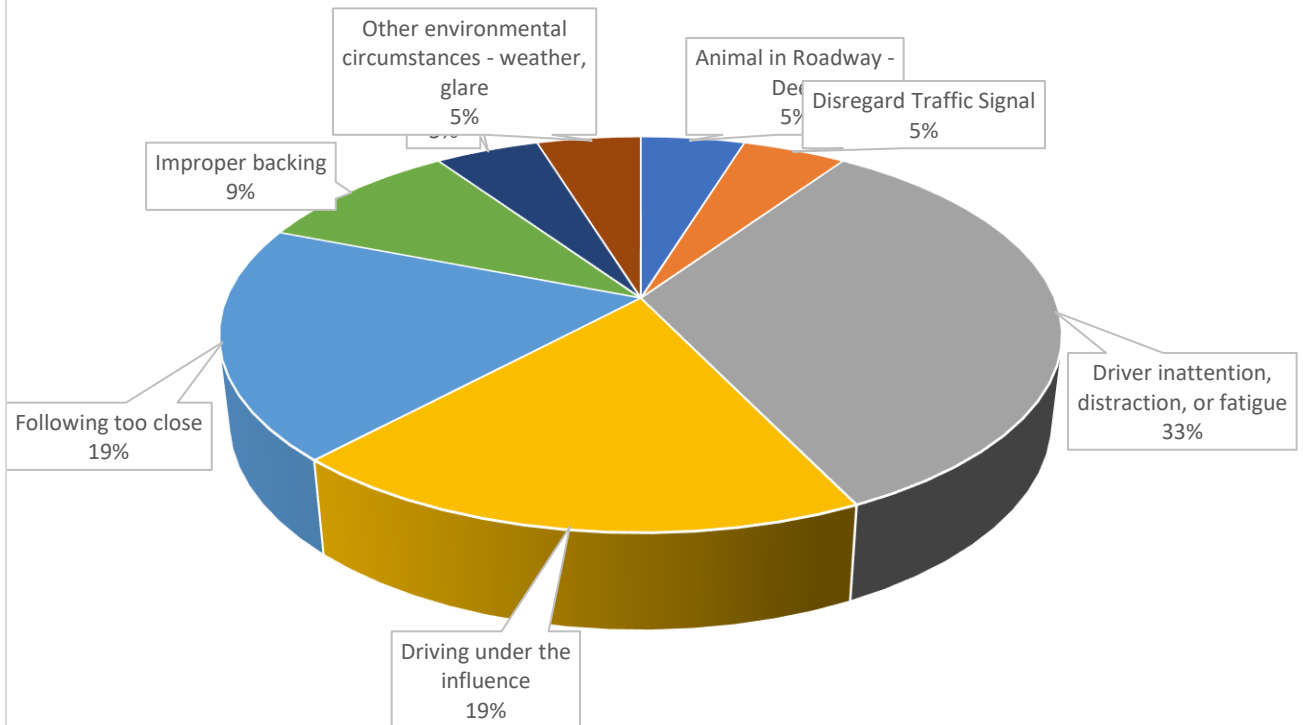
**July 2023
YTD Crime Statistics**

PART I CRIMES		
Crime	2023	2022
Rape	<u>0</u>	<u>2</u>
Robbery	<u>4</u>	<u>1</u>
Assault/Aggravated	<u>6</u>	<u>15</u>
Burglary	<u>3</u>	<u>7</u>
Theft	<u>93</u>	<u>112</u>
Theft/Auto	<u>8</u>	<u>6</u>
All Other	<u>8</u>	<u>7</u>
	122	150
PART II CRIMES		
Crime	2023	2022
Other Assaults	<u>54</u>	<u>60</u>
Rec. Stolen Property	<u>0</u>	<u>1</u>
Criminal Mischief	<u>36</u>	<u>32</u>
Weapons	<u>11</u>	<u>7</u>
Other Sex Offenses	<u>0</u>	<u>1</u>
Drugs	<u>40</u>	<u>35</u>
Noise/Disorderly Premise	<u>34</u>	<u>21</u>
Trespass	<u>21</u>	<u>22</u>
Disorderly Conduct	<u>5</u>	<u>5</u>
Other	<u>738</u>	<u>956</u>
	939	1140
PART III CRIMES		
Crime	2023	2022
Alarm	<u>188</u>	<u>299</u>
Animal Control	<u>7</u>	<u>21</u>
Recovered Property	<u>14</u>	<u>14</u>
Service	<u>499</u>	<u>501</u>
Suspicious Per/Veh	<u>135</u>	<u>172</u>
	843	1007
	1904	2297

July 2023 Crash Totals



Primary Contributing Circumstances



**July 2023
Quality of Life Calls**

Location / Crime Code	Total number of Calls
Airport Plaza Shopping Ctr	16
Assault - In Progress	2
Disorderly person	4
Harassment - In Progress	1
Terror. Threatening-In Progress	1
Terror. Threatening-Just Occurred	1
Theft - In Progress	2
Theft - Just Occurred	4
Trespass - In Progress	1
Boothurst	3
Loud Music/Party	1
Suspicious vehicle	2
Buttonwood	2
Noise Complaint	2
Dobbinville	1
Traffic Violation	1
New Castle / Shawtown	25
Assault - Just Occurred	1
Burglary - In Progress	1
Burglary - Just Occurred	1
Carjacking - Just Occurred	1
Disorderly person	7
Fight - In Progress	2
Harassment - In Progress	1
Harassment - Just Occurred	1
Loud Music/Party	3
Suspicious person	3
Suspicious vehicle	2
Trespass - In Progress	1
Trespass - Just Occurred	1
Twin Spans Industrial Park	1
Traffic Violation	1
Washington Park	3
Cutting/Stabbing - In Progress	1
Disorderly group	1
Loud Music/Party	1
Grand Total	51

July 2023 Response Time

Each highlighted incident on the graph involves outliers in response time. In several of the incident types there were multiple outliers that affected the overall response time. Several common causes to these deviations are;

1. Responding officer not marked or does not transmit "on scene".
2. Officers delay their direct response to check the area around the location for suspects or victims known to have fled the scene.
3. Incidents are downgraded after entry but prior to dispatch.

Priority One Calls for Service

Call Type	Total Calls	Response Time
Accident PI	2	0:05:55
Accident PI H/R	1	0:00:49
Accident Unknown	1	0:00:13
Assault - In Progress	2	0:04:27
Assault w/Weapon - In Progress	2	0:02:15
Burglary - In Progress	1	0:04:22
CPR in Progress	2	0:01:51
Cutting/Stabbing - In Progress	1	0:04:09
Domestic - In Progress	14	0:06:10
Fight - In Progress	3	0:04:51
Officer in Trouble	1	0:01:36
Shots fired	2	0:04:14
Suicidal Person - In Progress	1	0:06:41
Suicidal Person w/Weapon-In Prog	1	0:02:05
Terror. Threatening-In Progress	1	0:02:27
Grand Total	35	0:04:35