

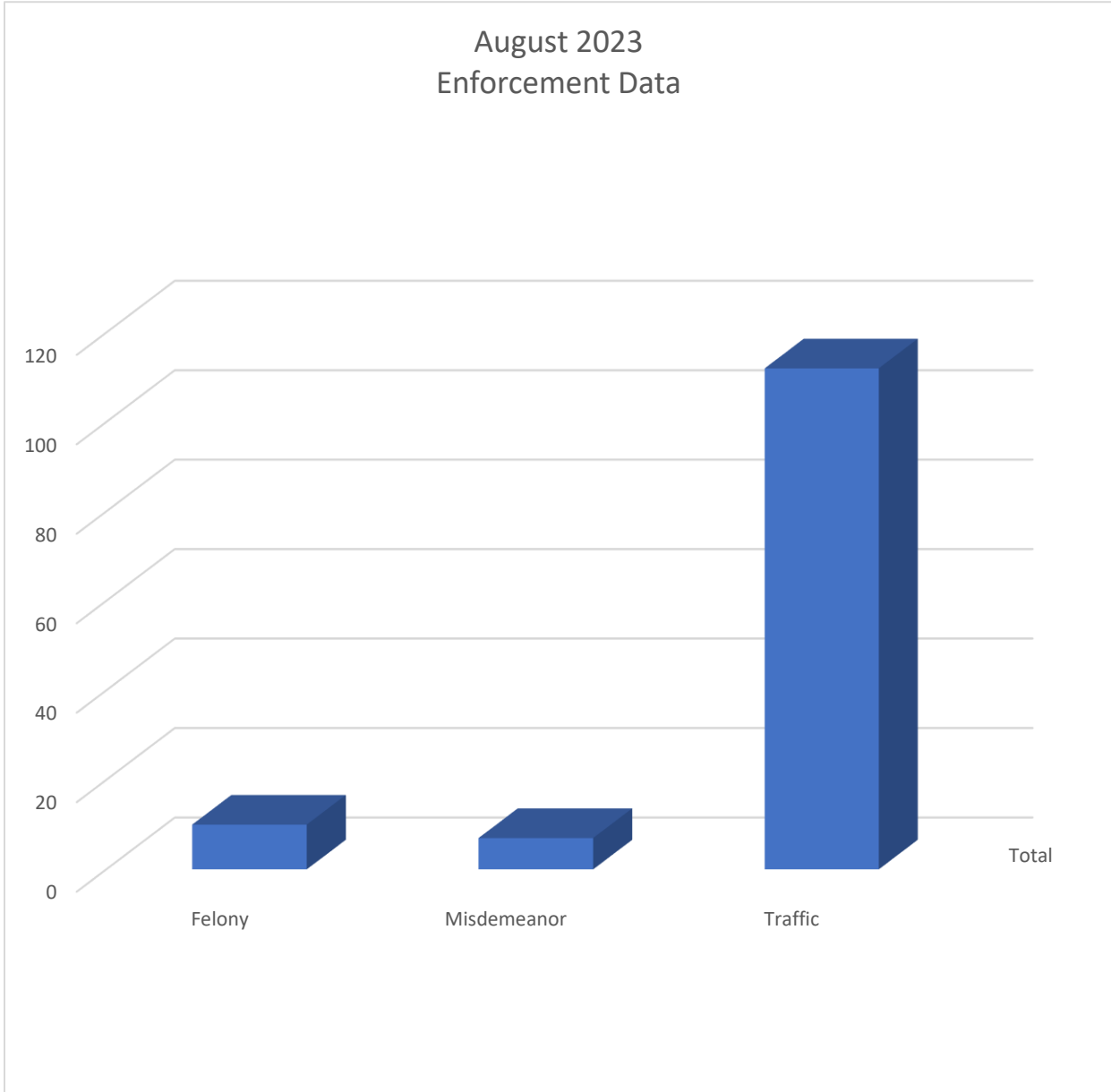


NEW CASTLE CITY
POLICE DEPARTMENT
MONTHLY REPORT

September 12th, 2023

City Council Report
For August of 2023

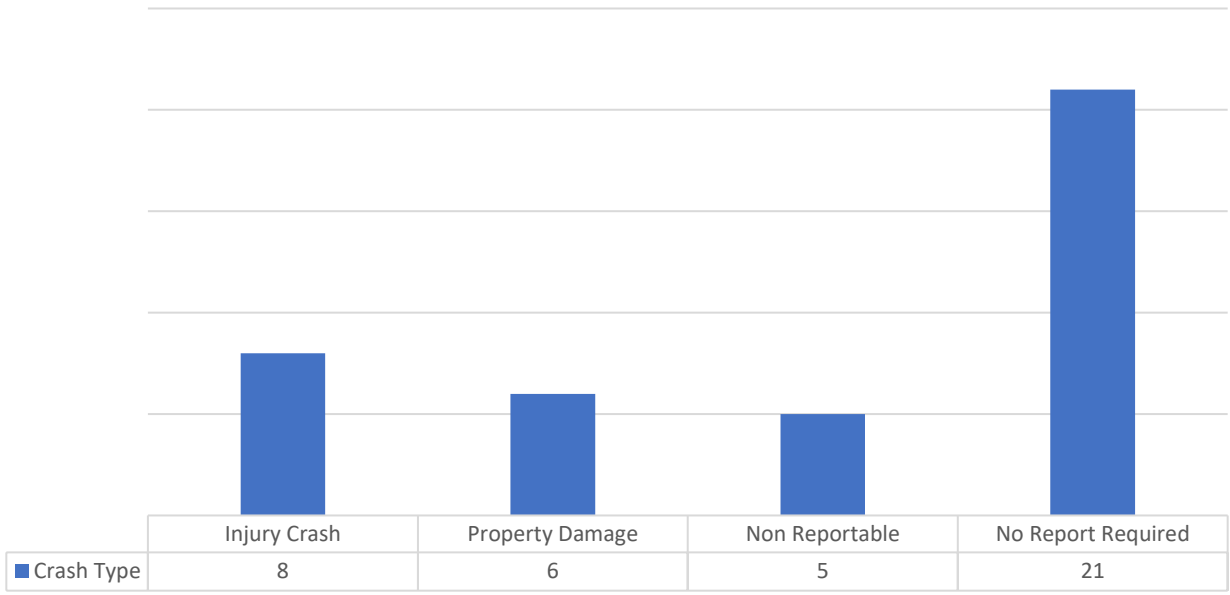
Total Complaints	Total Dispatched Calls	Crime Reports Written	Field Service Reports
485	273	141	175
Overdose/NARCAN	DUI	Shooting Outside City	Shooting Inside City
1/1	6	0	0



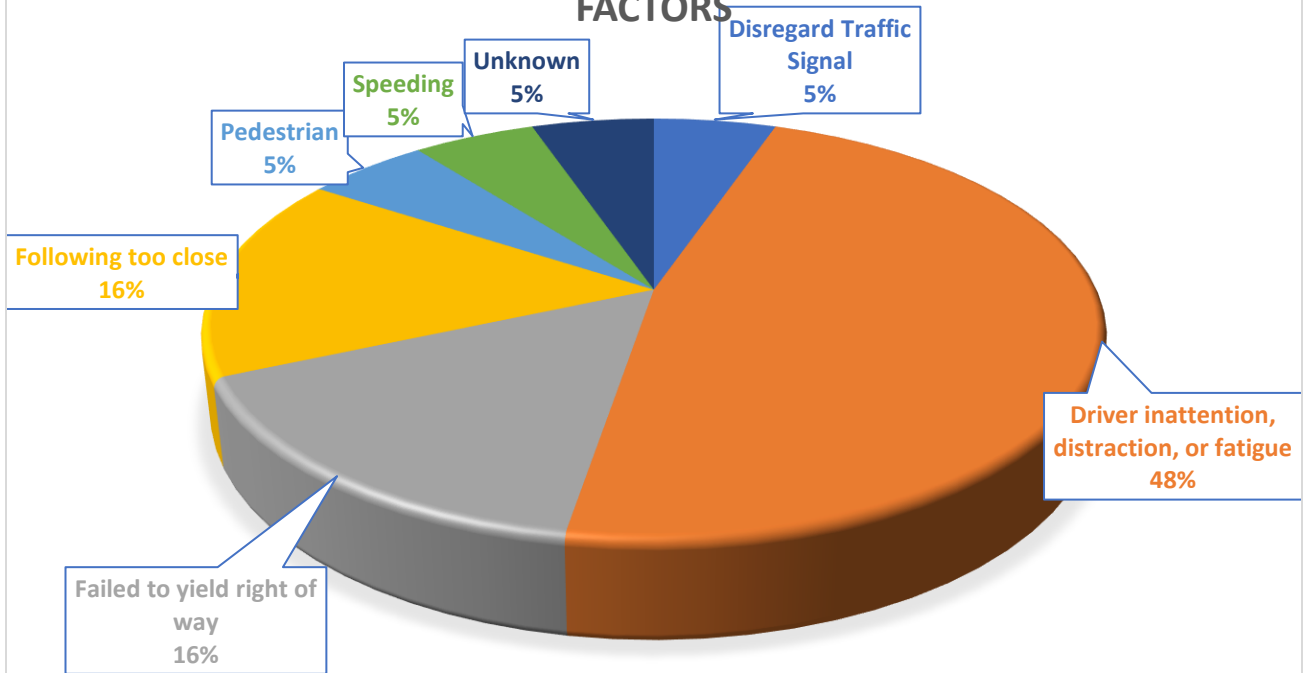
**August 2023
YTD Crime Statistics**

Crime	2022	2023
PART I OFFENSES	166	142
All Other	8	9
Assault/Aggravated	18	9
Burglary	7	4
Rape	2	0
Robbery	1	6
Theft	122	106
Theft/Auto	8	8
PART II OFFENSES	1332	1090
Criminal Mischief	39	45
Disorderly Conduct	5	7
Drugs	41	45
Noise/Disorderly Premise	30	37
Other	1117	860
Other Assaults	66	58
Other Sex Offenses	1	1
Rec. Stolen Property	1	0
Trespass	25	27
Weapons	7	10
PART III OFFENSES	1130	954
Alarm	332	210
Animal Control	21	8
Recovered Property	15	17
Service	566	565
Suspicious Per/Veh	196	154
Grand Total	2628	2186

August 2023 Crash Totals



PRIMARY CONTRIBUTING FACTORS



August 2023 Quality of Life Calls

Location / Crime Type	Total
Airport Plaza Shopping Ctr	13
Disorderly person	3
Fight - In Progress	1
Robbery w/Weapons - Just Occurred	1
Suspicious person	1
Theft - In Progress	5
Trespass - In Progress	2
Baldton	1
Loud Music/Party	1
Buttonwood	2
Harassment - In Progress	1
Trespass - In Progress	1
Centerpoint Industrial Park	3
Suspicious vehicle	1
Terror. Threatening-In Progress	1
Theft - In Progress	1
Dobbinville	1
Loud Music/Party	1
New Castle/Shawtown	23
Burglary - In Progress	1
Disorderly group	1
Disorderly person	4
Drug Violation	1
Indecent Exposure	1
Loud Music/Party	2
Suspicious person	6
Suspicious vehicle	1
Theft - Just Occurred	1
Traffic Violation	3
Trespass - In Progress	2
Riveredge Industrial Park	1
Person with Gun	1
South River Shop Plaza	2
Theft - Just Occurred	2
The Garrison	2
Suspicious person	1
Suspicious vehicle	1
Twin Spans Industrial Park	1
Suspicious person	1
Van Dyke Village	1
Loud Music/Party	1
Washington Park	2
Drug Violation	1
Traffic Violation	1
Grand Total	52

Response Time

Each highlighted incident on the graph involves outliers in response time. In several of the incident types there were multiple outliers that affected the overall response time. Several common causes to these deviations are;

1. Responding officer not marked or does not transmit "on scene".
2. Officers delay their direct response to check the area around the location for suspects or victims known to have fled the scene.
3. Incidents are downgraded after entry but prior to dispatch.

Priority One Calls for Service August 2023

Call Type	Total of Call Type	Time
Accident PI	9	0:01:45
Assault - In Progress	1	0:04:03
Assault w/Weapon - In Progress	1	0:06:48
Burglary - In Progress	3	0:04:38
Domestic - In Progress	17	0:03:47
Domestic w/Weapons - In Progress	1	0:03:38
Domestic w/Weapons - Just Occurred	1	0:07:49
Fight - In Progress	1	0:00:28
Mental Patient Violent	1	0:10:03
Person with Gun	1	0:06:42
Suicidal Person - In Progress	2	0:10:03
Suicidal Person w/Weapon-In Prog	2	0:03:47
Terror. Threatening-In Progress	1	0:06:33
Grand Total	41	0:04:05