



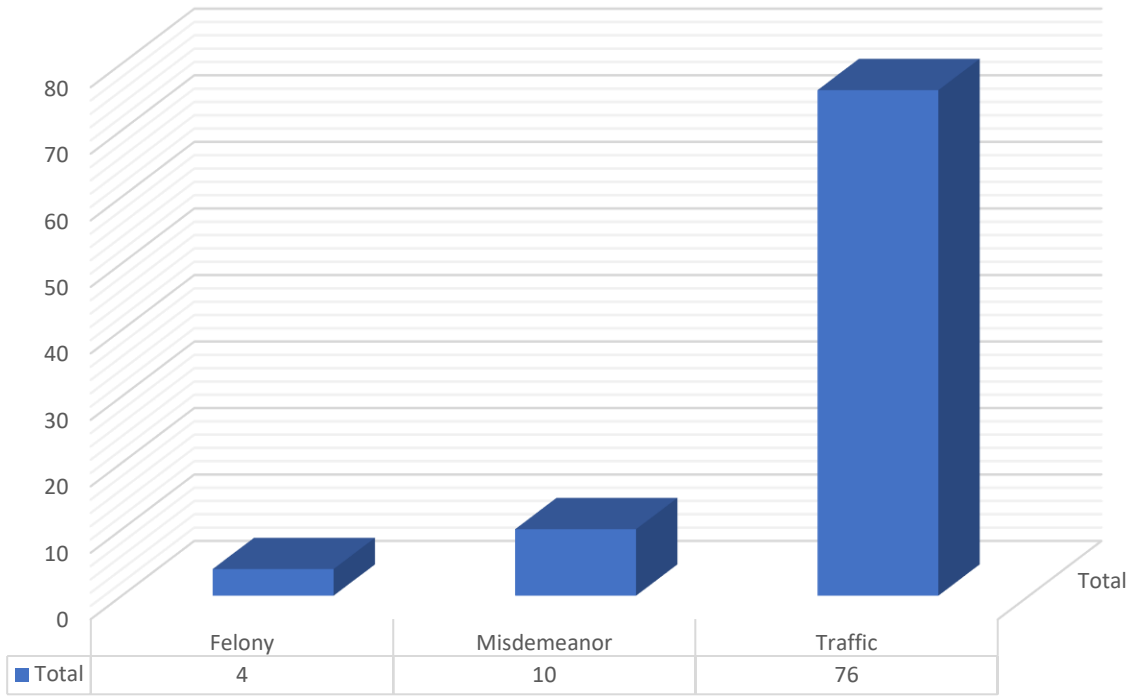
NEW CASTLE CITY
POLICE DEPARTMENT
MONTHLY REPORT

October 10th, 2023

City Council Report
For September of 2023

Total Complaints	Total Dispatched Calls	Crime Reports Written	Field Service Reports
475	268	137	167
Overdose/NARCAN	DUI	Shooting Outside City	Shooting Inside City
3/1	8	2	0

September 2023 Enforcement Data



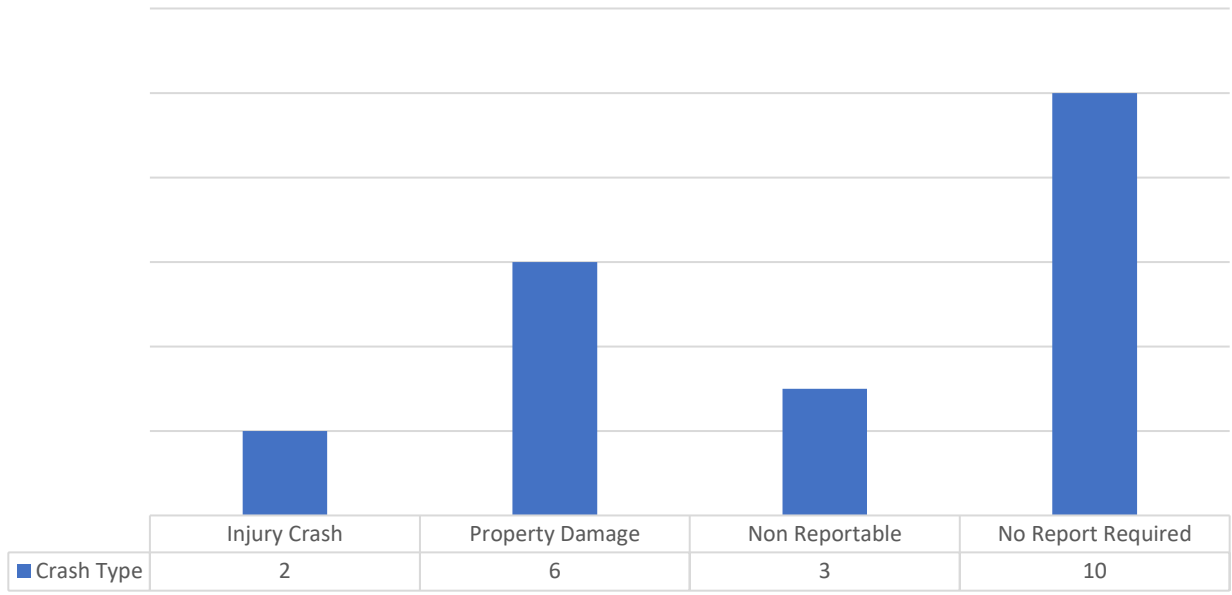
September 2023 YTD Crime Statistics

Part I Crimes		
Crime	2023	2022
Rape	<u>0</u>	<u>2</u>
Robbery	<u>7</u>	<u>2</u>
Assault/Aggravated	<u>9</u>	<u>19</u>
Burglary	<u>5</u>	<u>9</u>
Theft	<u>119</u>	<u>138</u>
Theft/Auto	<u>10</u>	<u>9</u>
All Other	<u>12</u>	<u>13</u>
	162	192

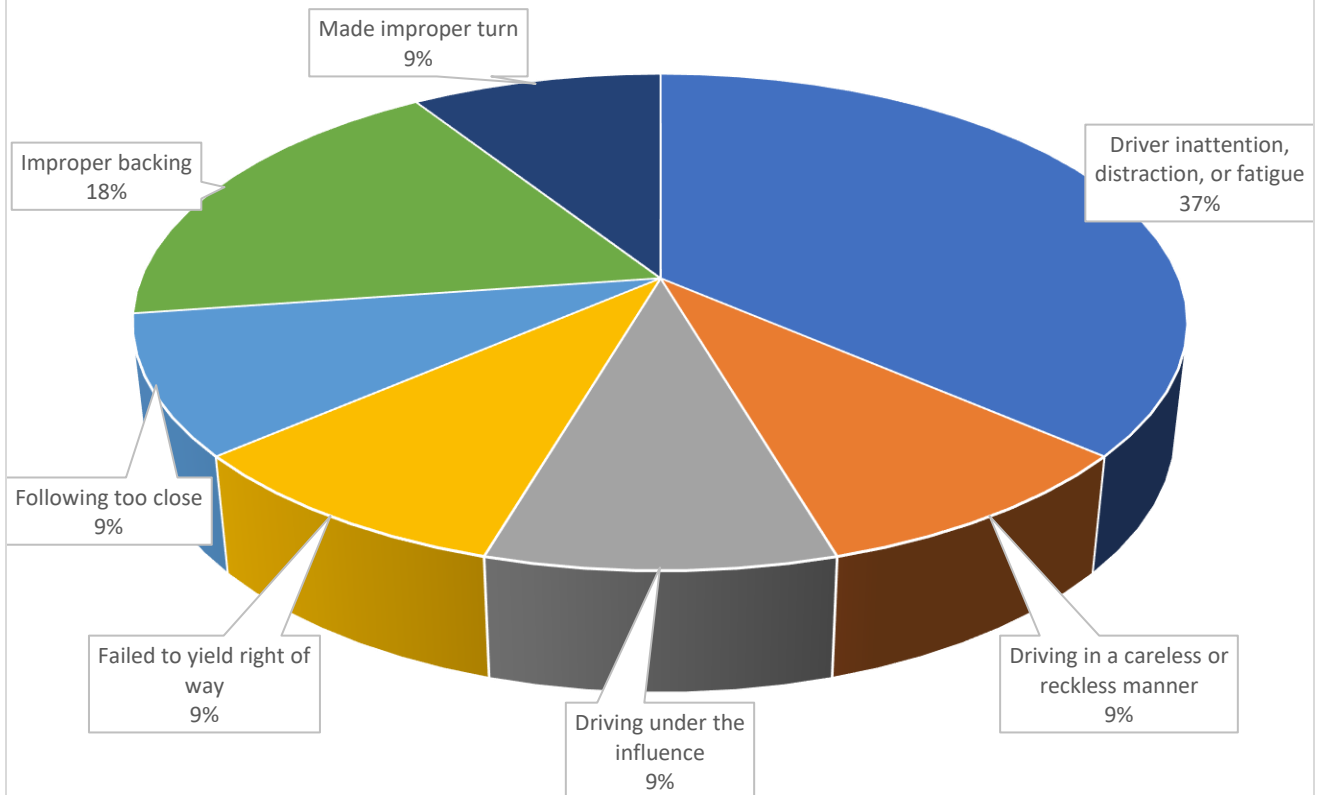
Part II Crimes		
Crime	2023	2022
Other Assaults	<u>64</u>	<u>76</u>
Rec. Stolen Property	<u>0</u>	<u>2</u>
Criminal Mischief	<u>51</u>	<u>46</u>
Weapons	<u>11</u>	<u>9</u>
Other Sex Offenses	<u>1</u>	<u>2</u>
Drugs	<u>48</u>	<u>46</u>
Noise/Disorderly Premise	<u>37</u>	<u>34</u>
Trespass	<u>28</u>	<u>26</u>
Disorderly Conduct	<u>7</u>	<u>7</u>
Other	<u>979</u>	<u>1,259</u>
	1226	1507

Part III Crimes		
Crime	2023	2022
Alarm	<u>231</u>	<u>352</u>
Animal Control	<u>9</u>	<u>23</u>
Recovered Property	<u>19</u>	<u>18</u>
Service	<u>643</u>	<u>639</u>
Suspicious Per/Veh	<u>175</u>	<u>210</u>
	1077	1242
	2465	2941

September 2023 Crash Totals



Primary Contributing Factors



**September 2023
Quality of Life Calls**

Location / Incident Type	Count of Incident Type
Airport Plaza Shopping Ctr	9
Disorderly person	1
Harassment - In Progress	1
Suspicious person	1
Theft - In Progress	3
Theft - Just Occurred	2
Trespass - In Progress	1
Baldton	1
Harassment - Just Occurred	1
Buttonwood	1
Traffic Violation	1
Centerpoint Industrial Park	1
Theft - Just Occurred	1
Dobbinsville	2
Disorderly group	1
Suspicious person	1
New Castle / Shawtown	18
Animal	1
Assault w/Weapon - In Progress	1
Barking Dog	1
Criminal Mischief - In Progress	1
Disorderly person	2
Drug Violation	1
Fight - In Progress	1
Harassment - In Progress	1
Harassment - Just Occurred	1
Person with Gun	1
Person with Weapon	1
Suspicious noise	1
Suspicious person	3
Terror. Threatening-In Progress	1
Traffic Violation	1
Riveredge Industrial Park	2
Drug Violation	1
Traffic Violation	1

South River Shop Plaza	2
Fight - In Progress	1
Theft - In Progress	1
The Garrison	2
Suspicious person	2
Van Dyke Village	2
Suspicious person	2
Washington Park	5
Animal	1
Disorderly person	1
Suspicious vehicle	1
Traffic Violation	1
Trespass - In Progress	1
William Penn Square Townhouses	1
Barking Dog	1
Grand Total	46

Response Time

Each highlighted incident on the graph involves outliers in response time. In several of the incident types there were multiple outliers that affected the overall response time. Several common causes to these deviations are;

1. Responding officer not marked or does not transmit “on scene”.
2. Officers delay their direct response to check the area around the location for suspects or victims known to have fled the scene.
3. Incidents are downgraded after entry but prior to dispatch.

Priority One Calls for Service August 2023

Incident Type	Incident Count	Response Time
Accident Unknown	1	0:02:16
Assault - In Progress	1	0:02:29
Assault w/Weapon - In Progress	1	0:02:45
Burglary - In Progress	2	0:06:13
CPR in Progress	1	0:02:53
Domestic - In Progress	23	0:04:32
Domestic w/Weapons - In Progress	1	0:04:24
Fight - In Progress	2	0:00:45
Mental Patient Violent	1	0:18:58
Person with Gun	2	0:03:22
Person with Weapon	1	0:04:31
Shots fired	3	0:06:02
Suicidal Person - In Progress	4	0:07:38
Terror. Threatening-In Progress	2	0:06:22
Grand Total	45	0:04:59