



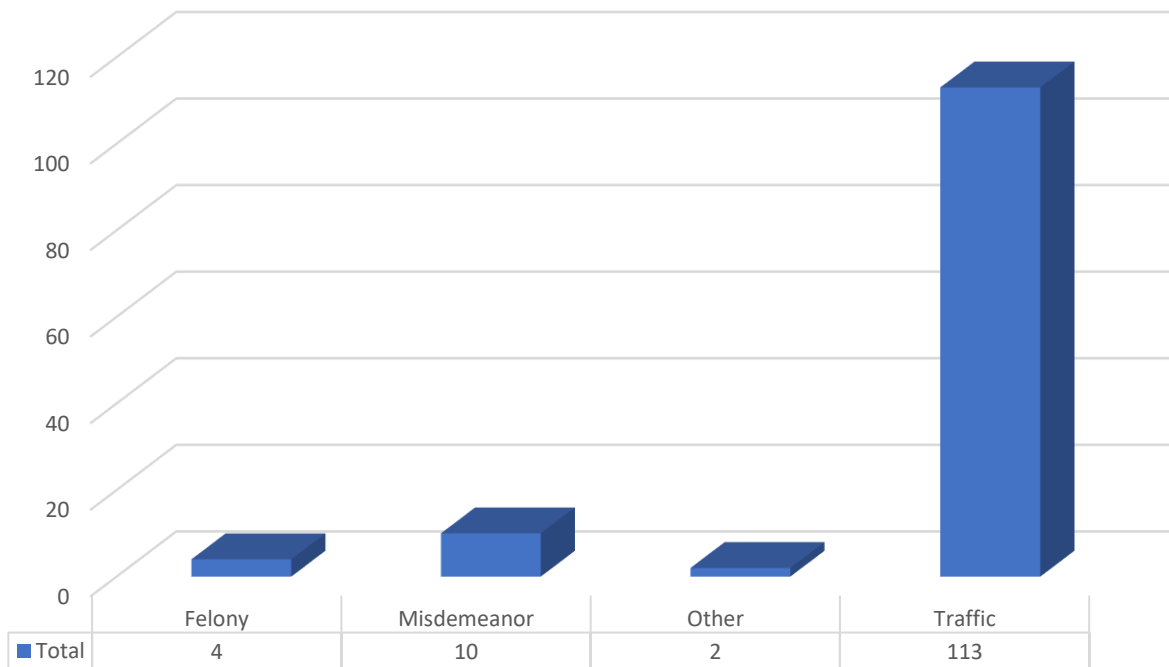
NEW CASTLE CITY
POLICE DEPARTMENT
MONTHLY REPORT

December 12th, 2023

City Council Report
For November of 2023

Total Complaints	Total Dispatched Calls	Crime Reports Written	Field Service Reports
507	299	120	153
Overdose/NARCAN	DUI	Shooting Outside City	Shooting Inside City
0/0	6	0	0

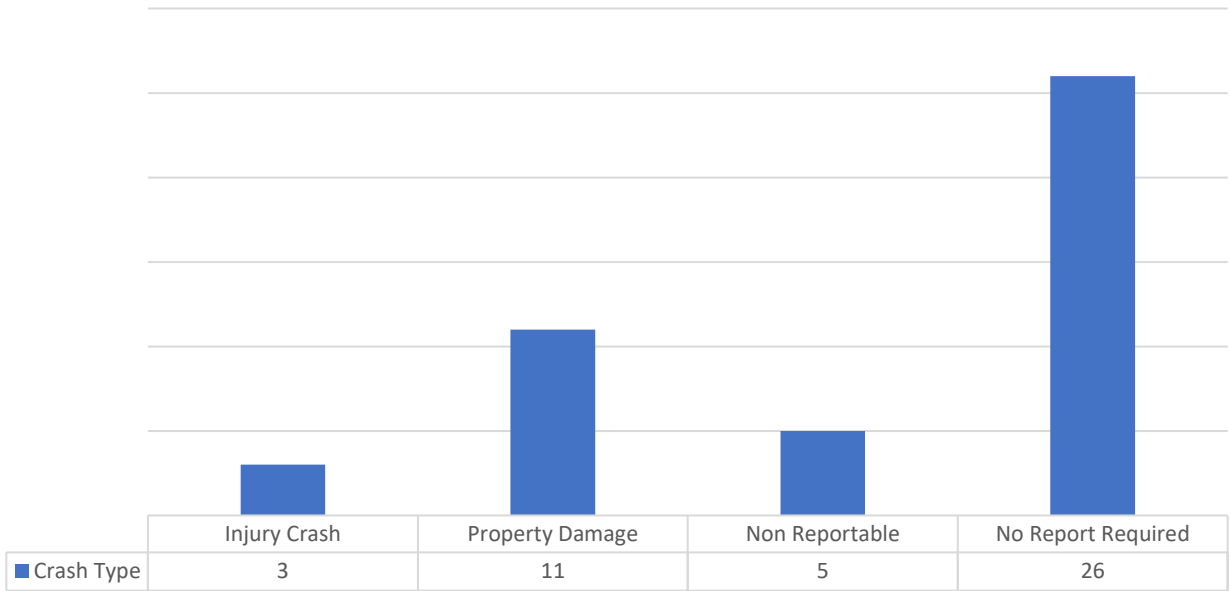
November 2023
Enforcement Data



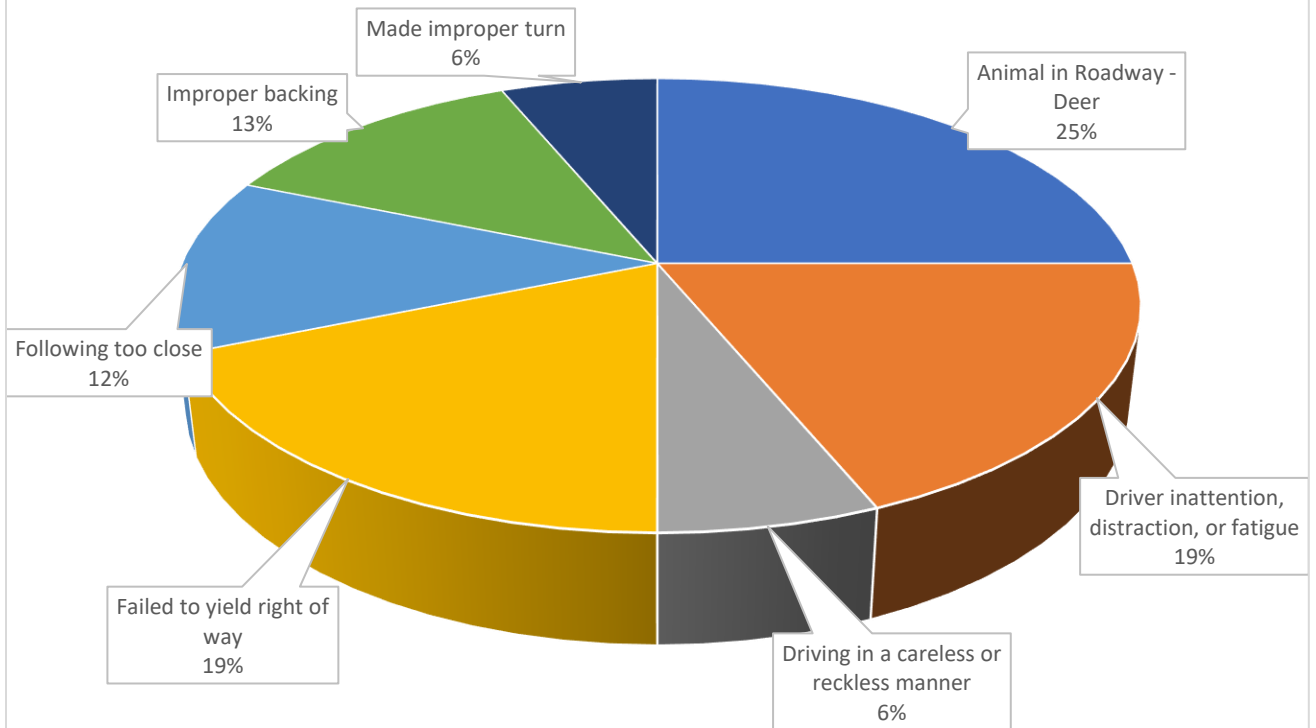
November 2023 YTD Crime Statistics

PART I CRIMES		
Crime	2023	2022
Kidnap	<u>1</u>	<u>0</u>
Rape	<u>0</u>	<u>3</u>
Robbery	<u>7</u>	<u>3</u>
Assault/Aggravated	<u>14</u>	<u>22</u>
Burglary	<u>5</u>	<u>13</u>
Theft	<u>161</u>	<u>159</u>
Theft/Auto	<u>15</u>	<u>12</u>
All Other	<u>13</u>	<u>25</u>
	216	237
PART II CRIMES		
Crime	2023	2022
Other Assaults	<u>74</u>	<u>89</u>
Rec. Stolen Property	<u>0</u>	<u>2</u>
Criminal Mischief	<u>69</u>	<u>55</u>
Weapons	<u>13</u>	<u>11</u>
Other Sex Offenses	<u>1</u>	<u>2</u>
Drugs	<u>61</u>	<u>64</u>
Noise/Disorderly Premise	<u>42</u>	<u>48</u>
Trespass	<u>34</u>	<u>30</u>
Disorderly Conduct	<u>10</u>	<u>9</u>
Other	<u>1,231</u>	<u>1,495</u>
	1535	1805
PART III CRIMES		
Crime	2023	2022
Alarm	<u>275</u>	<u>400</u>
Animal Control	<u>9</u>	<u>25</u>
Recovered Property	<u>21</u>	<u>23</u>
Service	<u>793</u>	<u>799</u>
Suspicious Per/Veh	<u>209</u>	<u>249</u>
	1307	1496
	3058	3538

November 2023 Crash Totals



Primary Contributing Factors



**November 2023
Quality of Life Calls**

Location / Type of Incident	Total
Airport Plaza Shopping Ctr	15
Disorderly person	2
Suspicious person	4
Terror. Threatening-In Progress	1
Theft - In Progress	2
Theft - Just Occurred	3
Traffic Violation	1
Trespass - In Progress	2
Boothurst	1
Disorderly person	1
Centerpoint Industrial Park	1
Assault - Just Occurred	1
Dobbinville	1
Burglary - In Progress	1
New Castle/Shawtown	15
Burglary - In Progress	1
Disorderly person	2
Harassment - In Progress	2
Harassment - Just Occurred	1
Suspicious person	2
Suspicious vehicle	3
Terror. Threatening-In Progress	1
Terror. Threatening-Just Occurred	1
Traffic Violation	2
New Castle Manor	1
Suspicious person	1
Riveredge Estates	1
Suspicious person	1
South River Shop Plaza	2
Theft - Just Occurred	2
The Garrison	1
Sexual Offenses	1
Van Dyke Plaza	1
Terror. Threatening-Just Occurred	1
Van Dyke Village	1
Suspicious person	1
Washington Park	1
Noise Complaint	1

William Penn Square Townhouses	1
Criminal Mischief - Just Occurred	1
Grand Total	50

Response Time

Each highlighted incident on the graph involves outliers in response time. In several of the incident types there were multiple outliers that affected the overall response time. Several common causes to these deviations are;

1. Responding officer not marked or does not transmit "on scene".
2. Officers delay their direct response to check the area around the location for suspects or victims known to have fled the scene.
3. Incidents are downgraded after entry but prior to dispatch.

Priority One Calls for Service November 2023

Type of Incident	Total	Response Time
Accident Departmental	1	0:03:33
Accident PI	3	0:04:21
Assault - In Progress	1	0:00:14
Burglary - In Progress	3	0:03:43
Domestic - In Progress	16	0:05:51
Domestic w/Weapons - Just Occurred	1	0:03:53
Fight - In Progress	1	0:07:57
Terror. Threatening-In Progress	3	0:07:23
Grand Total	29	0:05:22