

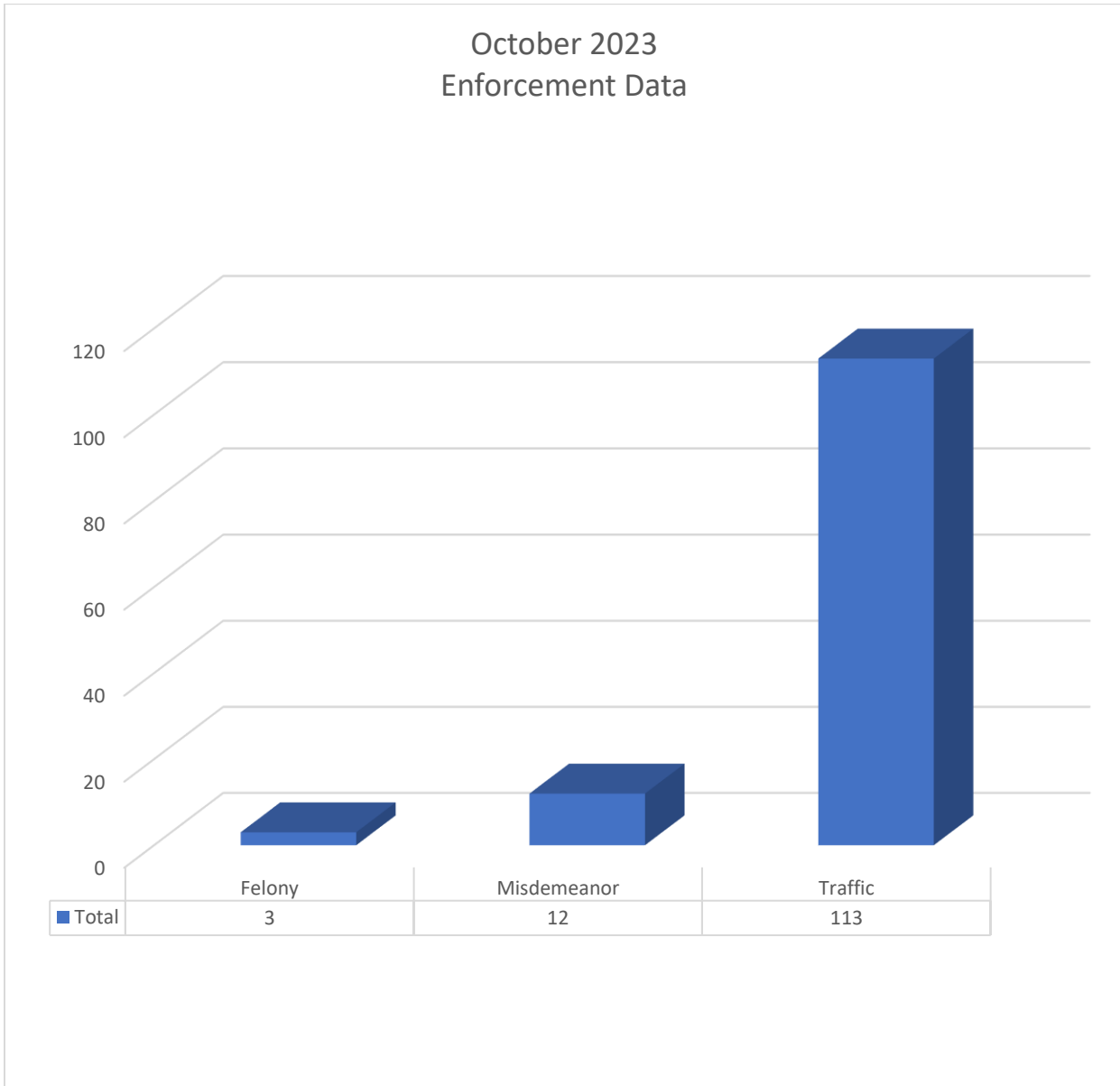


NEW CASTLE CITY  
POLICE DEPARTMENT  
MONTHLY REPORT

November 14th, 2023

City Council Report  
For October of 2023

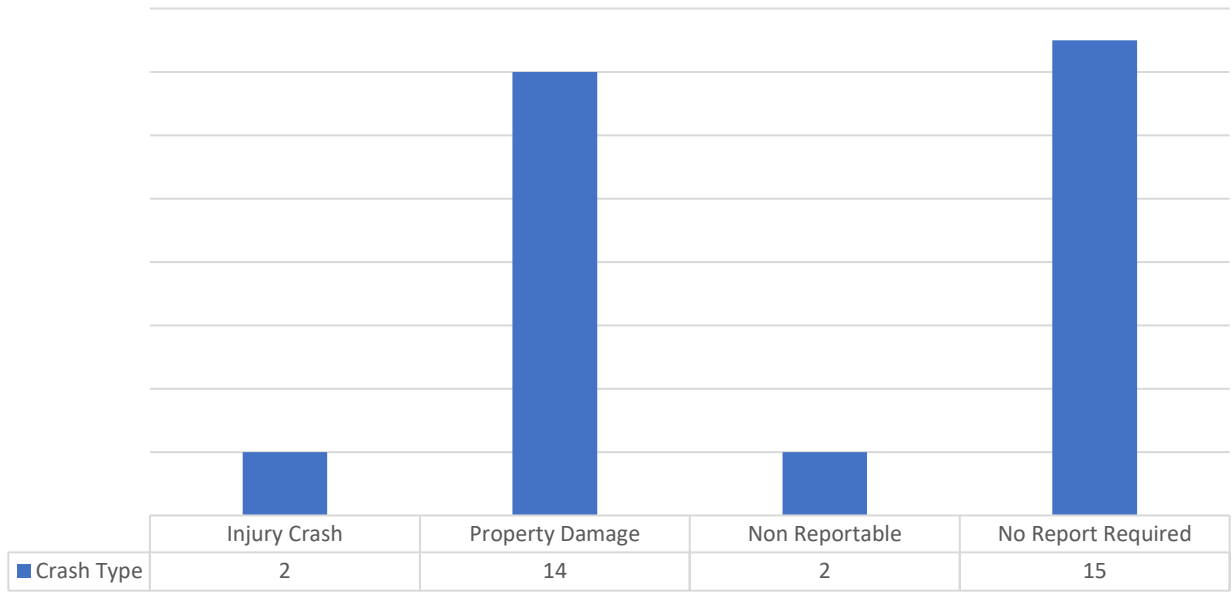
Total Complaints	Total Dispatched Calls	Crime Reports Written	Field Service Reports
<b>550</b>	<b>286</b>	<b>140</b>	<b>152</b>
Overdose/NARCAN	DUI	Shooting Outside City	Shooting Inside City
<b>1/0</b>	<b>5</b>	<b>0</b>	<b>0</b>



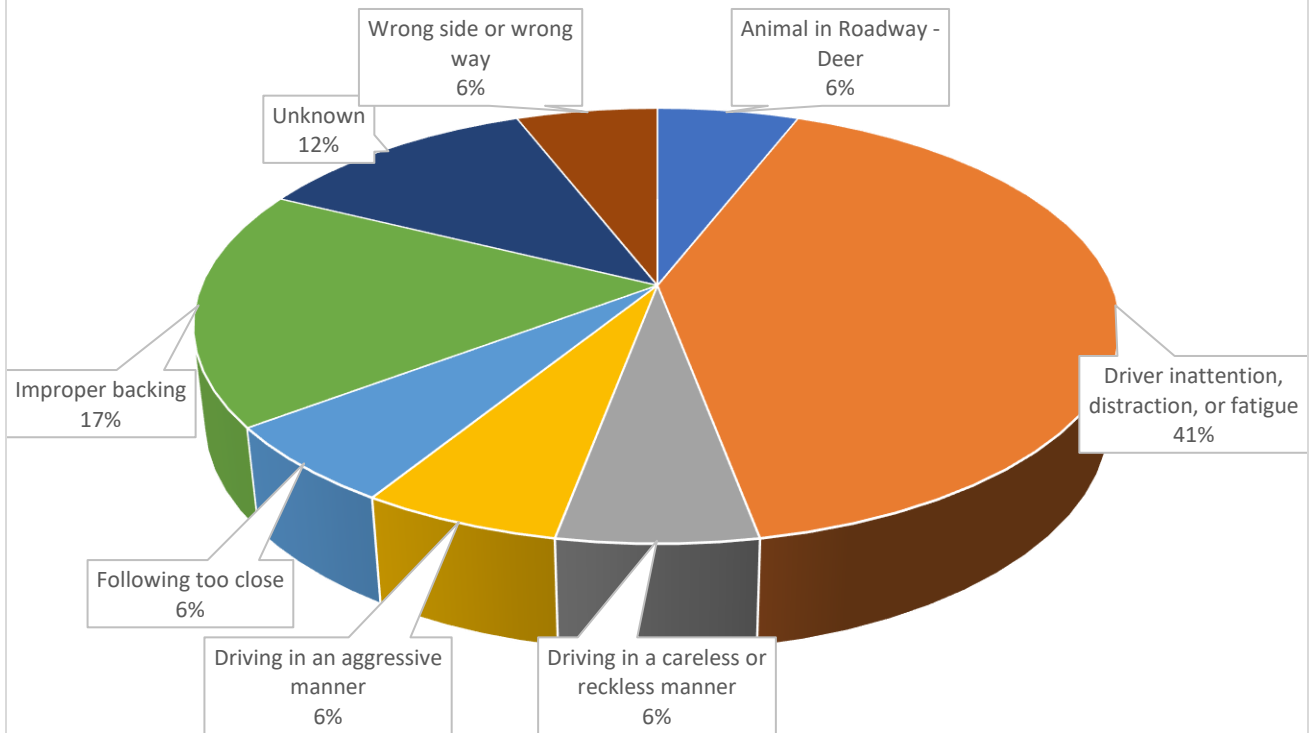
## October 2023 YTD Crime Statistics

<b>PART I CRIMES</b>		
Crime	2023	2022
Kidnap	<u>1</u>	<u>0</u>
Rape	<u>0</u>	<u>3</u>
Robbery	<u>7</u>	<u>3</u>
Assault/Aggravated	<u>11</u>	<u>21</u>
Burglary	<u>5</u>	<u>11</u>
Theft	<u>142</u>	<u>148</u>
Theft/Auto	<u>11</u>	<u>11</u>
All Other	<u>13</u>	<u>23</u>
	<b>190</b>	<b>220</b>
<b>PART II CRIMES</b>		
Crime	2023	2022
Other Assaults	<u>68</u>	<u>83</u>
Rec. Stolen Property	<u>0</u>	<u>2</u>
Criminal Mischief	<u>60</u>	<u>51</u>
Weapons	<u>12</u>	<u>9</u>
Other Sex Offenses	<u>1</u>	<u>2</u>
Drugs	<u>56</u>	<u>54</u>
Noise/Disorderly Premise	<u>41</u>	<u>40</u>
Trespass	<u>33</u>	<u>26</u>
Disorderly Conduct	<u>8</u>	<u>7</u>
Other	<u>1,121</u>	<u>1,396</u>
	<b>1400</b>	<b>1670</b>
<b>PART III CRIMES</b>		
Crime	2023	2022
Alarm	<u>252</u>	<u>372</u>
Animal Control	<u>9</u>	<u>25</u>
Recovered Property	<u>20</u>	<u>21</u>
Service	<u>721</u>	<u>736</u>
Suspicious Per/Veh	<u>192</u>	<u>226</u>
	<b>1194</b>	<b>1380</b>
	<b>2784</b>	<b>3270</b>

### October 2023 Crash Totals



### Primary Contributing Factors



**October 2023  
Quality of Life Calls**

Location / Crime Type	Count of Incident Type
Airport Plaza Shopping Ctr	8
Disorderly person	5
Suspicious person	1
Suspicious vehicle	2
Baldton	2
Gun Violation	1
Loud Music/Party	1
Buttonwood	2
Suspicious person	1
Theft - In Progress	1
Centerpoint Industrial Park	2
Assault - Just Occurred	1
Disorderly person	1
Dobbinville	2
Criminal Mischief - Just Occurred	1
Suspicious noise	1
New Castle / Shawtown	9
Assault - In Progress	1
Burglary - In Progress	1
Disorderly person	1
Suspicious person	3
Suspicious vehicle	1
Theft - Just Occurred	1
Trespass - In Progress	1
South River Shop Plaza	3
Robbery - Just Occurred	1
Theft - In Progress	1
Theft - Just Occurred	1
Washington Square	2
Trespass - In Progress	2
Grand Total	30

## Response Time

Each highlighted incident on the graph involves outliers in response time. In several of the incident types there were multiple outliers that affected the overall response time. Several common causes to these deviations are;

1. Responding officer not marked or does not transmit “on scene”.
2. Officers delay their direct response to check the area around the location for suspects or victims known to have fled the scene.
3. Incidents are downgraded after entry but prior to dispatch.

### Priority One Calls for Service October 2023

Crime Type	Total	Time
Accident PI	1	0:03:19
Assault - In Progress	1	0:10:06
Burglary - In Progress	1	0:01:38
CPR in Progress	1	0:04:27
Cutting/Stabbing - Just Occurred	1	0:02:45
Domestic - In Progress	15	0:06:27
Domestic w/Weapons - In Progress	2	0:05:06
Fight - In Progress	4	0:06:08
Fight w/Weapons - In Progress	1	0:03:49
Mental Patient Violent	1	0:03:57
Person with Gun	1	0:04:36
Robbery w/Weapons - In Progress	1	0:01:48
Suicidal Person w/Weapon-In Prog	1	0:03:17
Terror. Threatening-In Progress	2	0:09:23
Terroristic Threatening Weapons	3	0:03:10
Grand Total	36	0:05:33