



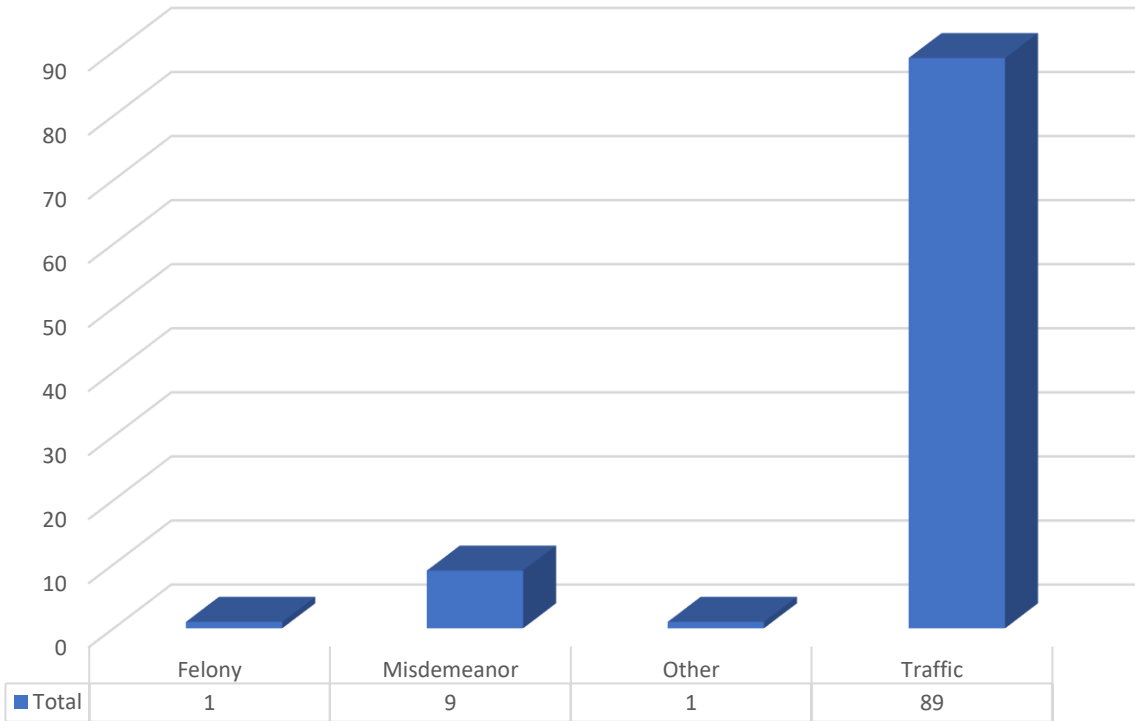
NEW CASTLE CITY
POLICE DEPARTMENT
MONTHLY REPORT

January 9th, 2024

City Council Report
For December of 2023

Total Complaints	Total Dispatched Calls	Crime Reports Written	Field Service Reports
437	293	112	160
Overdose/NARCAN	DUI	Shooting Outside City	Shooting Inside City
0/0	5	0	0

December 2023
Enforcement Data



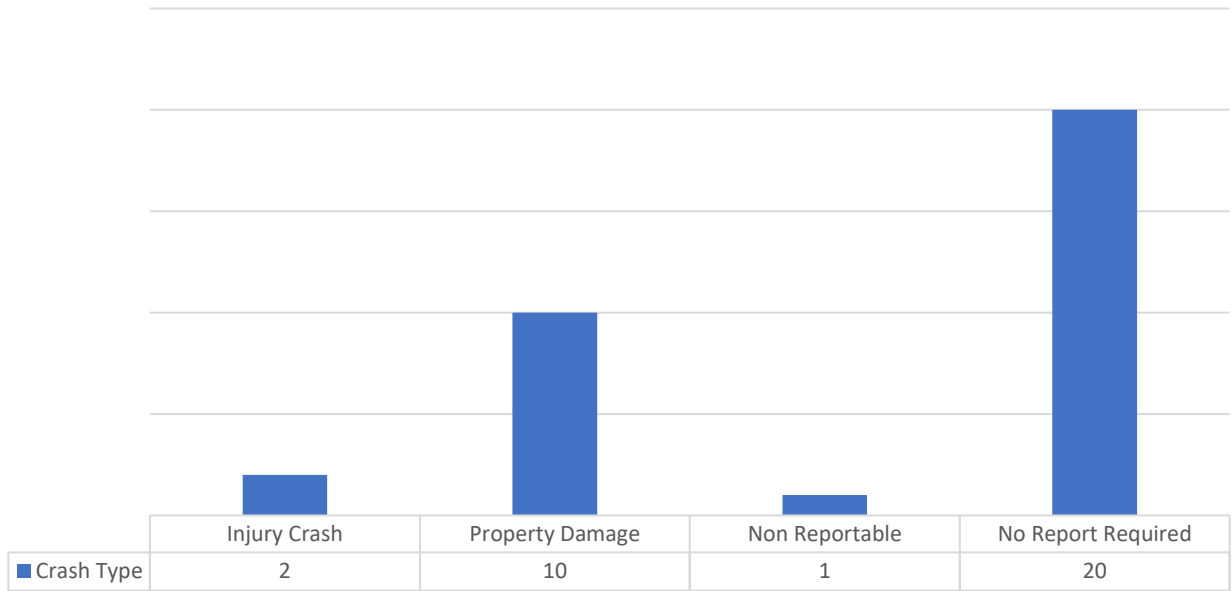
December 2023 YTD Crime Statistics

PART I CRIMES		
Crime	2023	2022
Kidnap	1	0
Rape	0	3
Robbery	7	5
Assault/Aggravated	15	23
Burglary	8	13
Theft	173	175
Theft/Auto	16	14
All Other	13	27
	233	260

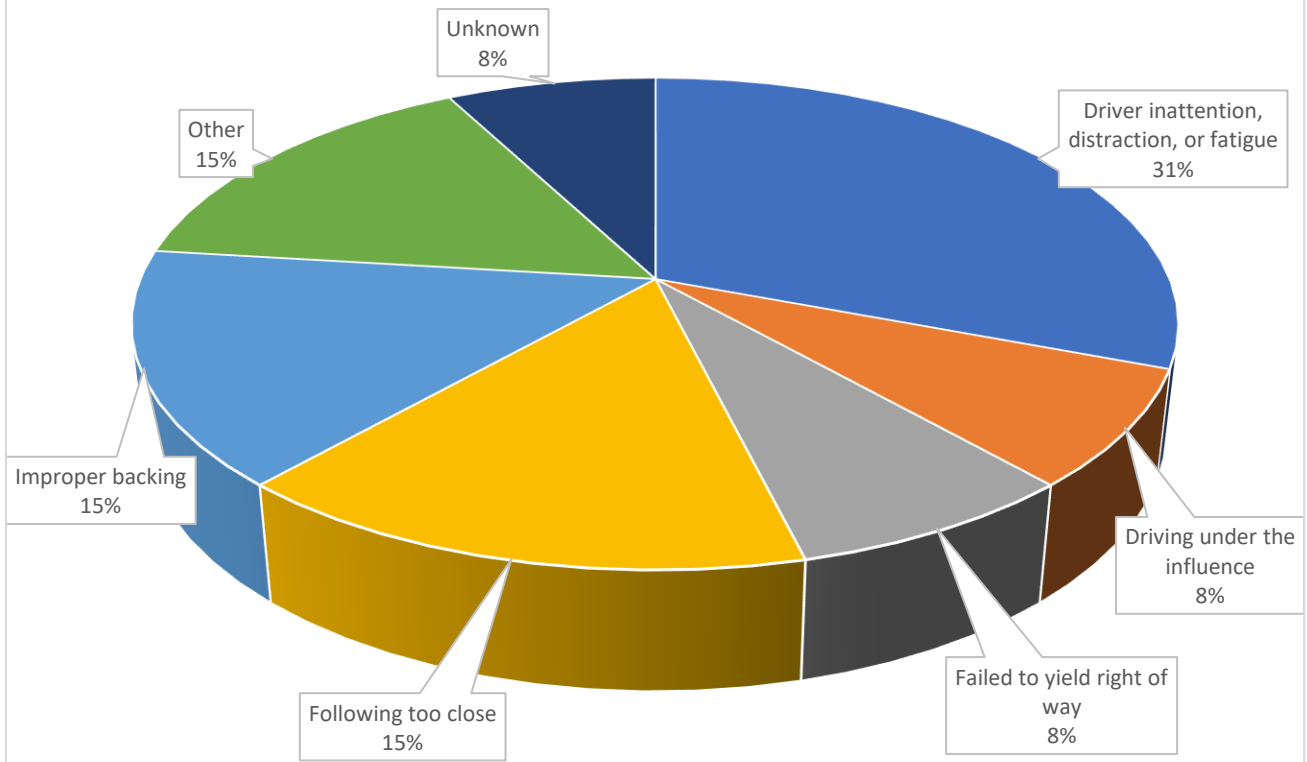
PART II CRIMES		
Crime	2023	2022
Other Assaults	85	94
Rec. Stolen Property	0	2
Criminal Mischief	74	65
Weapons	14	15
Other Sex Offenses	1	2
Drugs	63	69
Noise/Disorderly Premise	47	50
Trespass	35	34
Disorderly Conduct	10	12
Other	1,333	1,582
	1662	1925

PART III CRIMES		
Crime	2023	2022
Alarm	301	429
Animal Control	10	25
Recovered Property	22	26
Service	848	857
Suspicious Per/Veh	234	256
	1415	1593
	3310	3778

December 2023 Crash Totals



Primary Contributing Factors



**December 2023
Quality of Life Calls**

Location / Incident Type	Total
Airport Plaza Shopping Ctr	11
Assault - In Progress	1
Assault - Just Occurred	1
Disorderly person	1
Suspicious person	1
Suspicious vehicle	2
Terror. Threatening-In Progress	1
Theft - In Progress	1
Theft - Just Occurred	2
Trespass - In Progress	1
Baldton	1
Suspicious person	1
Buttonwood	1
Suspicious person	1
Centerpoint Industrial Park	4
Assault - In Progress	1
Disorderly person	1
Terroristic Threatening Weapons	1
Trespass - In Progress	1
Dobbinville	1
Animal	1
New Castle / Shawtown	18
Animal	1
Disorderly person	1
Drug Violation	2
Loud Music/Party	3
Noise Complaint	3
Shots fired	1
Suspicious person	2
Suspicious vehicle	3
Theft - Just Occurred	1
Traffic Violation	1
New Castle Crossing	1
Criminal Mischief - In Progress	1
Penn Valley	1
Traffic Violation	1
South River Shop Plaza	2
Theft - In Progress	1

Theft - Just Occurred	1
Twin Spans Industrial Park	1
Terror. Threatening-In Progress	1
Washington Park	4
Burglary - In Progress	1
Loud Music/Party	1
Noise Complaint	1
Suspicious vehicle	1
Grand Total	45

Response Time

Each highlighted incident on the graph involves outliers in response time. In several of the incident types there were multiple outliers that affected the overall response time. Several common causes to these deviations are;

1. Responding officer not marked or does not transmit "on scene".
2. Officers delay their direct response to check the area around the location for suspects or victims known to have fled the scene.
3. Incidents are downgraded after entry but prior to dispatch.

Priority One Calls for Service December 2023

Incident Type	Total Call Count	Response Time
Accident PI H/R	1	0:04:21
Assault - In Progress	2	0:03:01
Burglary - In Progress	2	0:03:59
CPR in Progress	1	0:03:28
Domestic - In Progress	22	0:05:51
Domestic w/Weapons - In Progress	3	0:05:58
Fight - In Progress	2	0:04:14
Mental Patient Violent	1	0:01:10
Shots fired	1	0:01:18
Suicidal Person - In Progress	2	0:05:41
Suicidal Person w/Weapon-In Prog	2	0:02:23
Terror. Threatening-In Progress	2	0:03:15

Grand Total	41	0:04:55
-------------	----	---------