



2023

TRANSPARENCY REPORT

The following report contains this agency's Response to Resistance analysis, a summary of our Internal Affairs Investigations, and enforcement data by demographic.

Transparency Report

Transparency is an essential element in positive police-community relationships that helps develop trust. Trust begins when residents are familiar with an agency's policies and procedures and can see evidence that those policies are followed. The New Castle City Police Department is committed to providing a level of professional policing that is fair and objective while remaining accountable.

The next several pages of this report will provide data and insight into many of the issues surrounding policing that are often misrepresented, in part because much of this information was never made public. The New Castle City Police Department has published Response to Resistance (Use of force) data and Internal Affairs summaries on our website for several years.

<https://newcastlecitypolice.com/transparency/>

Response To Resistance Summary

Our Response to Resistance policy was adopted in July of 2020 and mirrors the state model. In December of 2020, our agency's policy was certified to meet federal requirements pursuant to section 2 of the Presidential Executive Order on Safe Policing. Our policy states that "all uses of force, except de minimis force, shall be documented in a response to resistance report".

The next graph is simply a log of all force incidents that requires a Response to Resistance Report since 2020. It is important to note that as an accredited agency, we are required to conduct annual reviews of all force incidents and policies, and provide the accreditation commission with an analysis.

The following summary contains several graphs to illustrate the data sets we use to conduct an analysis of our training, policies and procedures. There does not appear to be any discernable patterns as a result of the collected data. Our current policies, procedures and training appear to be effective. A continuing emphasis on response to resistance training and de-escalation techniques will remain a priority.

The New Castle City Police Department recorded **14** incidents that required a Response to Resistance Report in 2020 and **13** in 2021. In 2022 we recorded **14** incidents and in 2023, **12**.

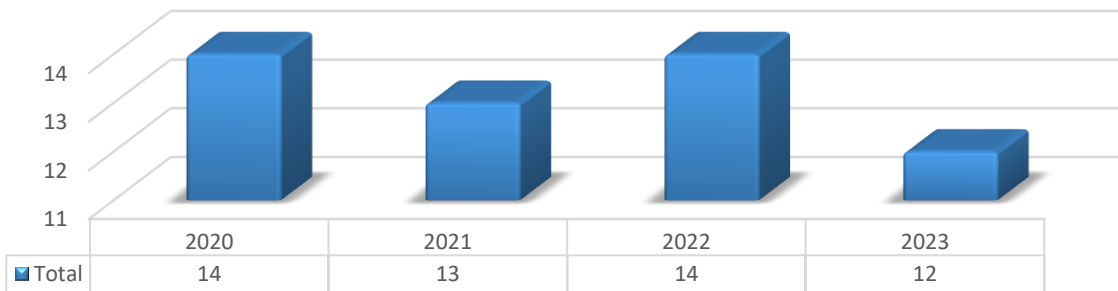
In 2020 our officers handled 5,739 calls for service (including self-initiated stops) as compared to 5,832 in 2021, 6,523 in 2022 and finally 5,719 in 2023. Our response to resistance incidents remained remarkably similar. In all four years, less than ½ % of all interactions with the public led to an officer using force. In 2022, The New Castle City Police Department was involved in one officer involved shooting where the suspect was fatally wounded.

2023 TRANSPARENCY REPORT

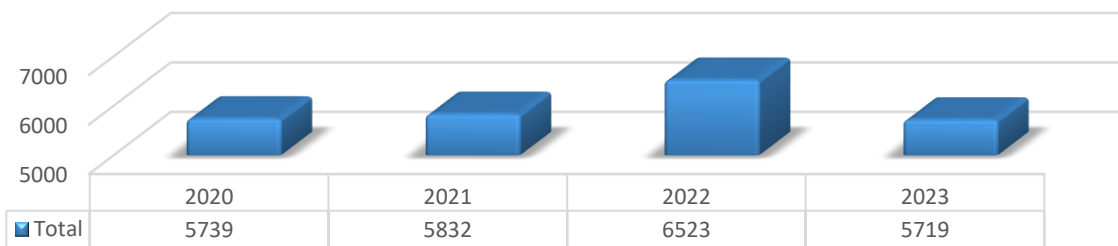
Year	Suspect's Actions	Suspect Race/Gender	Suspect Age	Type of Force	Suspect Injury	Hospital	Officer Injury	Hospital
2020	Active Resisting	B/M	29	TASER Employment	No	NA	No	N/A
2020	Active Resisting	B/M	35	Display Firearm/Hands/Feet	No	NA	Yes	N/A
2020	Armed	W/M	39	Display Firearm	No	NA	No	N/A
2020	Armed	B/M	32	Display Firearm	No	NA	No	N/A
2020	Passive Resisting	W/M	25	Hands/Feet	Yes	NA	No	N/A
2020	Armed	W/M	31	Display Firearm	No	NA	No	N/A
2020	Passive Resisting	W/M	24	TASER Deployment	Yes	EMT	No	N/A
2020	Passive Resisting	B/M	29	TASER Employment	No	NA	No	N/A
2020	Passive Resisting	B/M	28	Display Firearm	No	NA	No	N/A
2020	Pursuit	H/M	30	Display Firearm	No	NA	No	N/A
2020	Passive Resisting	B/M	16	TASER Employment	No	NA	No	N/A
2020	Active Resisting	B/M	23	TASER Deployment	No	NA	No	N/A
2020	Armed	B/M	53	Display Firearm	No	NA	No	N/A
2020	Armed	B/M	20	Display Firearm	No	NA	No	NA
2021	Passive Resisting	B/M	31	TASER Deployment	Yes	EMS	No	NA
2021	Felony Stop	B/M	50	Display Firearm	No	NA	No	NA
2021	Passive Resisting	B/M	29	Display Firearm	No	NA	No	NA
2021	Active Resisting	W/M	42	Hands/Feet	No	NA	No	NA
2021	Felony Stop	B/M	17	Display Firearm	No	NA	No	NA
2021	Felony Stop	B/M	25	Display Firearm	No	NA	No	NA
2021	Active Resisting	B/F	17	Display Firearm	No	NA	No	NA
2021	Felony Stop	W/M	42	Display Firearm	No	NA	No	NA
2021	Pursuit	W/M	18	Display Firearm	No	NA	No	NA
2021	Pursuit	W/M	22	Display Firearm	No	NA	No	NA
2021	Felony Stop	W/M	23	Display Firearm	No	NA	No	NA
2021	Active Resisting	B/M	17	Hands/Feet	No	NA	No	NA
2021	Active Resisting	W/M	41	Hands/Feet	No	NA	No	NA
2022	Passive Resisting	B/M	19	Display Firearm	Yes	No	No	NA
2022	Pursuit	B/M	43	Display Firearm	No	NA	No	NA
2022	Active Resisting	W/M	54	TASER Employment	No	NA	No	NA
2022	Felony Stop	B/M	31	Display Firearm	No	NA	No	NA
2022	Active Resisting	B/M	23	TASER Employment	No	NA	No	NA
2022	Active Resisting	B/M	22	Hands/Feet	Yes	No	No	NA
2022	Active Assaultive	B/M	34	Hands/Feet	No	NA	No	NA
2022	Armed	B/M	56	Display Firearm	No	NA	No	NA
2022	Active Resisting	H/M	45	Display Firearm/Hands/Feet/TASER Deployment	No	NA	No	NA
2022	Armed	B/M	32	TASER Employment	No	NA	No	NA
2022	Armed	B/M	43	Display Firearm	No	NA	No	NA
2022	Active Resisting	W/M	38	TASER Employment	No	NA	No	NA
2022	Armed	W/M	39	Firearm Deployment	Yes	EMS	No	NA
2022	Felony Stop	W/M	26	TASER Employment	No	NA	No	NA
2023	Active Resisting	W/M	45	TASER Deployment	No	NA	No	NA
2023	Felony Stop	W/M	22	Display Firearm	No	NA	No	NA
2023	Felony Stop	W/M	21	Display Firearm	No	NA	No	NA
2023	Active Resisting	W/F	21	TASER Deployment	Yes	CER	No	NA
2023	Active Resisting	B/M	35	TASER Employment	No	NA	No	NA
2023	Felony Stop	B/F	15	TASER Employment	No	NA	No	NA
2023	Active Resisting	W/M	39	TASER Employment	No	NA	No	NA
2023	Pursuit	B/M	15	Display Firearm	No	NA	No	NA
2023	Active Resisting	B/M	25	TASER Deployment	No	NA	No	NA
2023	Active Resisting	B/M	21	TASER Employment	No	NA	No	NA
2023	Armed	B/M	45	Display Firearm/Hands/Feet	Yes	EMS	No	NA
2023	Pursuit	B/F	29	Hands/Feet	No	NA	No	NA

2023 TRANSPARENCY REPORT

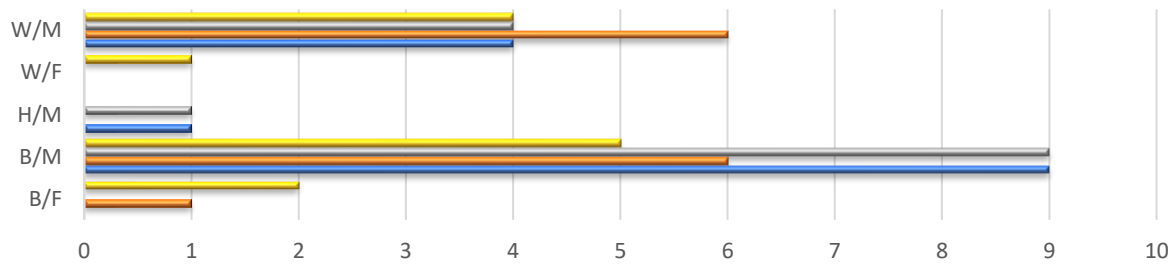
Response to Resistance Reports



Total Calls For Service



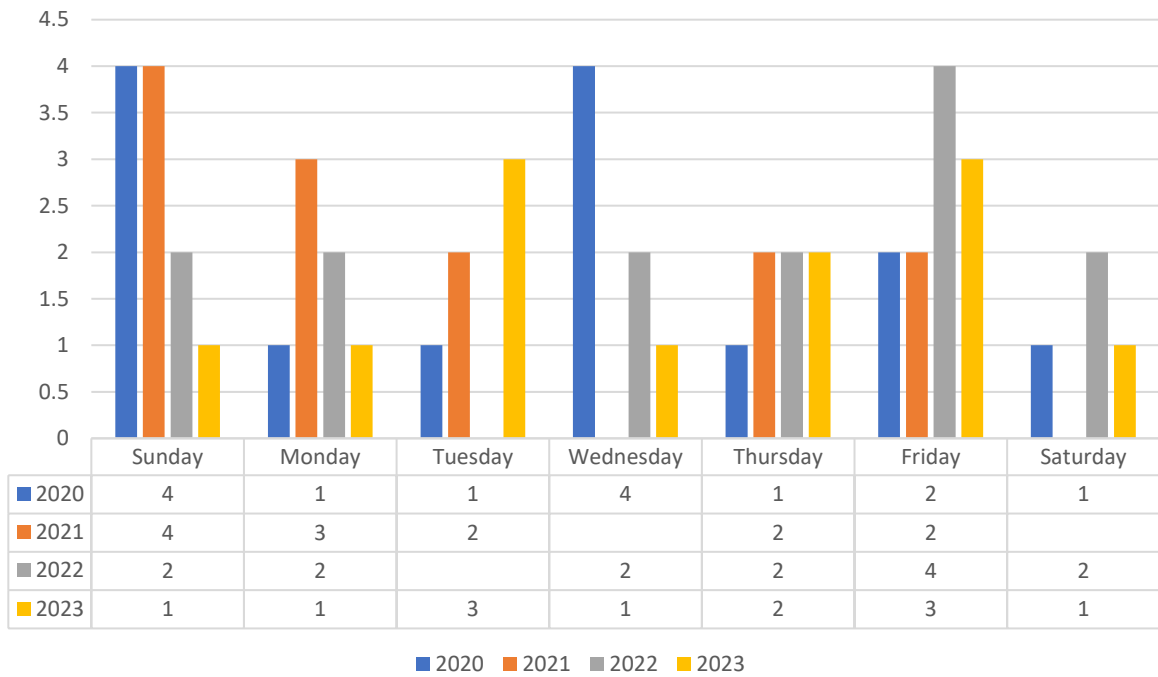
Demographic Data



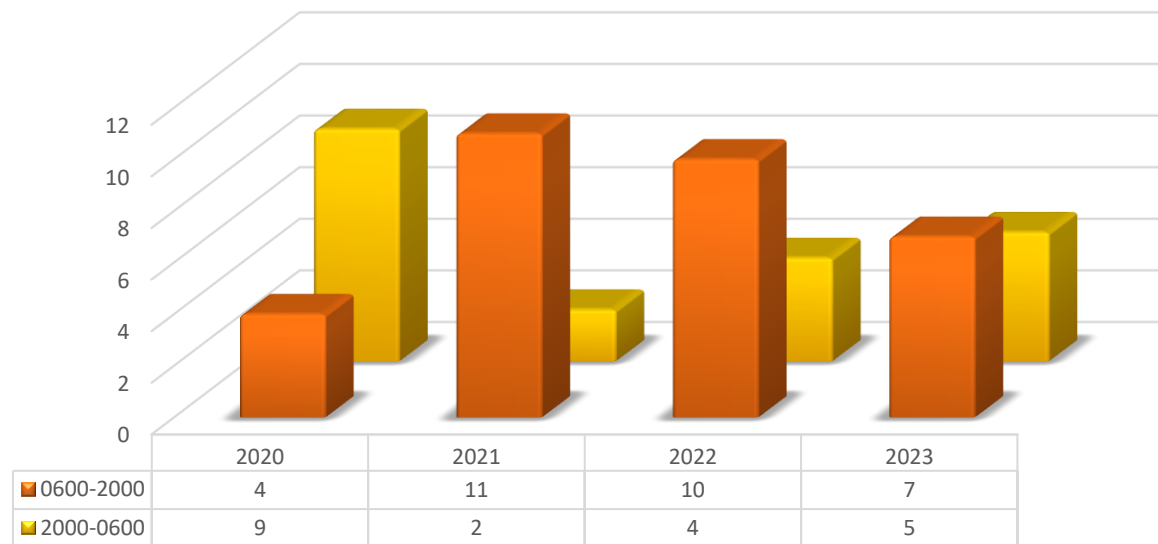
	B/F	B/M	H/M	W/F	W/M
2023	2	5		1	4
2022		9	1		4
2021	1	6			6
2020		9	1		4

2023 TRANSPARENCY REPORT

Day of Week

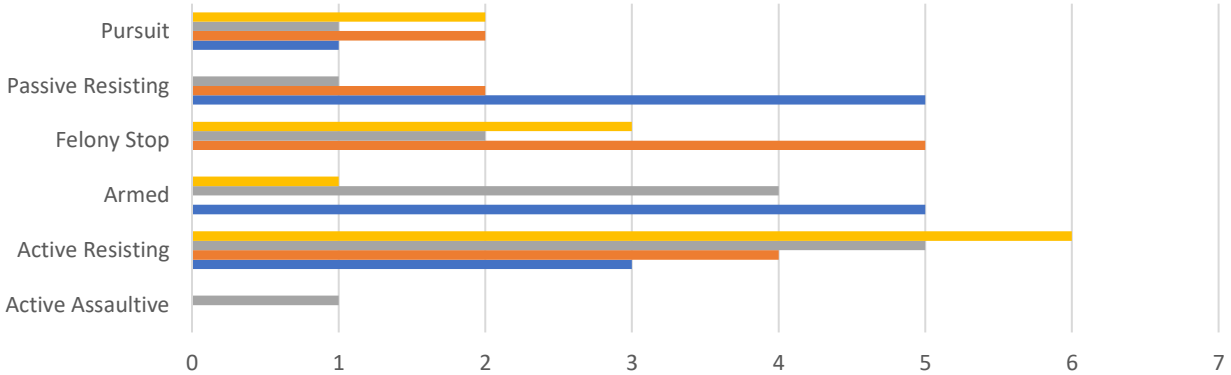


Time of Day



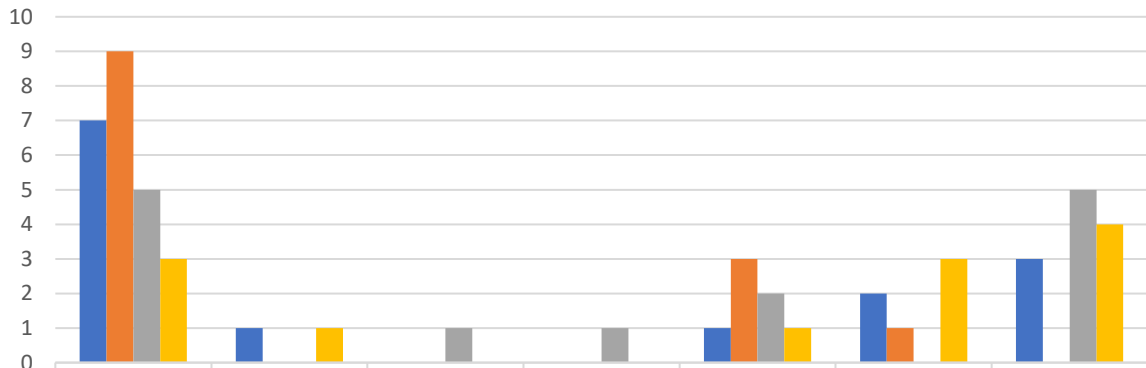
2023 TRANSPARENCY REPORT

Type of Incident



	Active Assaultive	Active Resisting	Armed	Felony Stop	Passive Resisting	Pursuit
2023		6	1	3		2
2022	1	5	4	2	1	1
2021		4		5	2	2
2020		3	5		5	1

Type of Force Used



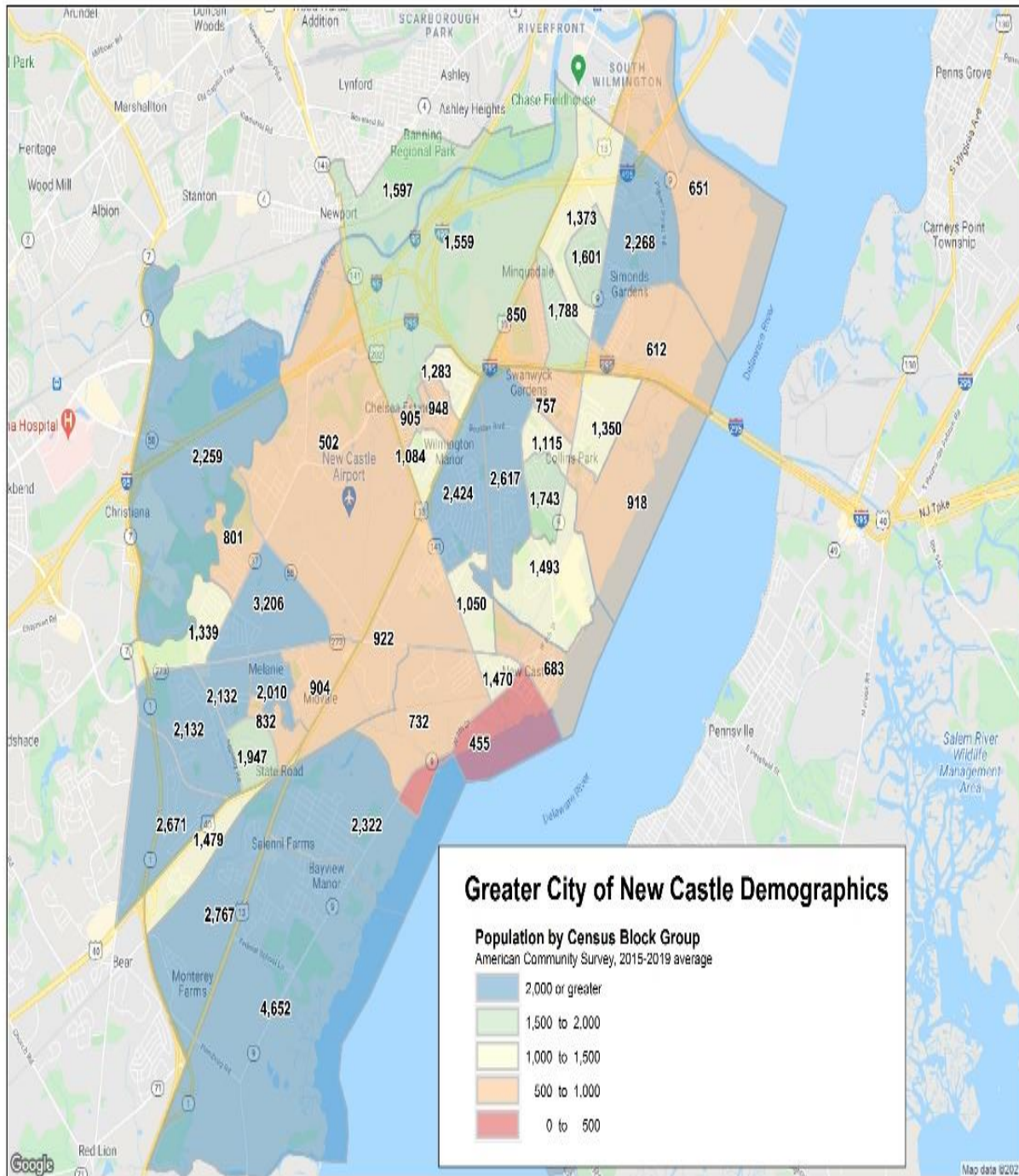
	Display Firearm	Display Firearm/Hands/Feet	Display Firearm/Hands/Feet/TASER Deployment	Firearm Deployment	Hands/Feet	TASER Deployment	TASER Employment
2020	7	1			1	2	3
2021	9				3	1	
2022	5		1	1	2		5
2023	3	1			1	3	4

2023 Enforcement Data

2023 TRANSPARENCY REPORT

Enforcement	White Non-Hispanic		Black Non-Hispanic		Hispanic/Latino		Other	
	M	F	M	F	M	F	M	F
Felony Arrests	11	4	22	5	6	1	0	0
Misdemeanors	39	21	29	11	5	3	0	0
Traffic - Offenses	194	128	320	216	104	46	21	12
Traffic Warning	125	79	172	158	40	27	2	2

Greater City of New Castle Demographics American Community Survey, 2017-2021 averages							
	City of New Castle		Surrounding Area		Greater City of New Castle (combined)		
Population							
Population	10,912		57,421		68,333		
Population Employed	5,621	94%	28,605	95%	34,226	95%	
Population Unemployed	328	6%	1,590	5%	1,918	5%	
Population Below Poverty	878	8%	6,414	11%	7,292	11%	
White, non-Hispanic	5,883	54%	20,200	35%	26,083	38%	
Black, non-Hispanic	3,620	33%	21,925	38%	25,545	37%	
Asian, non-Hispanic	146	1%	3,287	6%	3,433	5%	
Hispanic	737	7%	10,171	18%	10,908	16%	
Households							
Households	4,663		21,319		25,982		
Households Below Poverty	467	10%	2,455	12%	2,922	11%	
Households - Owner Occupied	2,924	63%	13,143	62%	16,067	62%	
Households - Rental	1,739	37%	8,176	38%	9,915	38%	
Households - Zero Vehicle	208	4%	1,567	7%	1,775	7%	
Journey to Work							
Drive Alone	4,392	80%	20,896	74%	25,288	75%	
Carpool	201	4%	2,580	9%	2,781	8%	
Transit	126	2%	814	3%	940	3%	
Walk	83	2%	629	2%	712	2%	
Bicycle*	0	0%	0	0%	0	0%	
Work at Home	663	12%	3,054	11%	3,717	11%	
Other	5	0%	238	1%	243	1%	



Annual Internal Affairs Summary 2023

The following report is an Internal Affairs summary that the Agency Internal Affairs Officer submits to the Chief of Police, annually.

Analysis conducted by: Captain Keith Dempsey

Date Analysis Conducted: January 16, 2024

For the purpose of this report internal affairs investigations are initiated when an employee is alleged to have violated department policy and the incident requires investigation to determine the facts surrounding the incident.

The allegations typically originate from two sources; citizen complaints or agency-initiated incidents. Agency-initiated incidents involve violations of policy, procedure, or law that are identified by supervision or by self-reporting.

Internal Affairs Investigations And Summary Discipline	Citizen Complaints	Agency-initiated Discipline
Total # of Complaints Filed	3	2
Sworn Employees	4	2
Non-Sworn Employees	0	0
	DISPOSITION	
Sustained	0	2
Not Sustained	0	0
Unfounded	2	0
Exonerated	2	0
Pending	0	0
Remedial Training	0	0
Oral Reprimand	0	0
Written Reprimand	0	1
Suspension	0	1
Demotion	0	0
Resignation in Lieu of Termination	0	0
Termination	0	0