



NEW CASTLE CITY POLICE DEPARTMENT  
MONTHLY REPORT

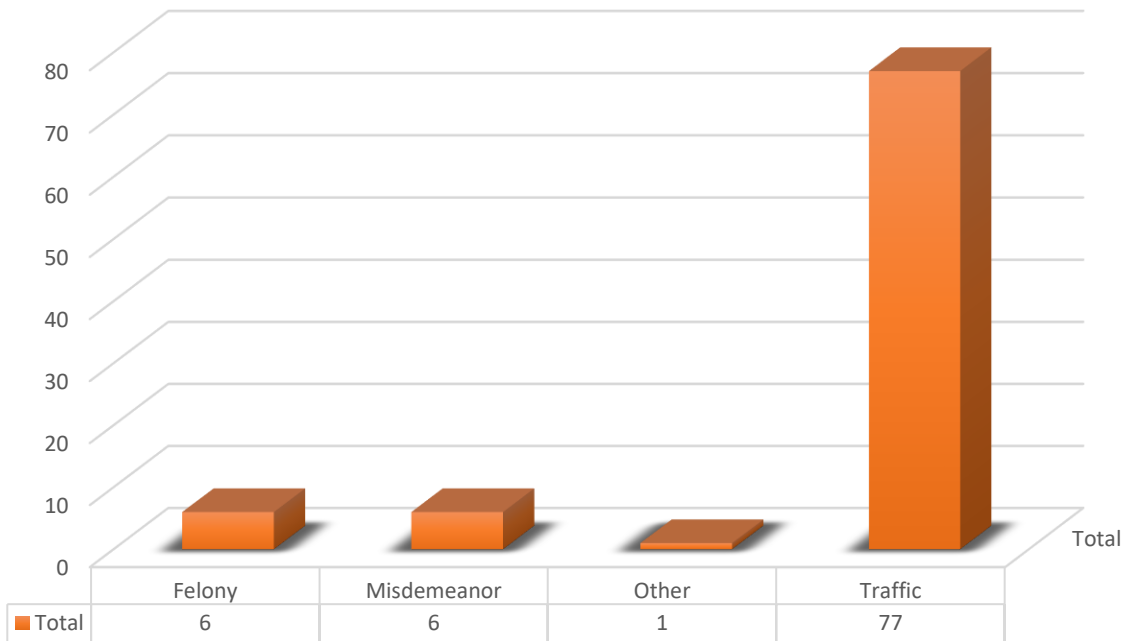
March 12th, 2024

City Council Report  
For February 2024

NEW CASTLE CITY POLICE DEPARTMENT MONTHLY REPORT

Total Complaints	Total Dispatched Calls	Crime Reports Written	Field Service Reports
<b>401</b>	<b>252</b>	<b>101</b>	<b>147</b>
Overdose/NARCAN	DUI	Shooting Outside City	Shooting Inside City
<b>3/2</b>	<b>5</b>	<b>1</b>	<b>0</b>

### February Enforcement Data



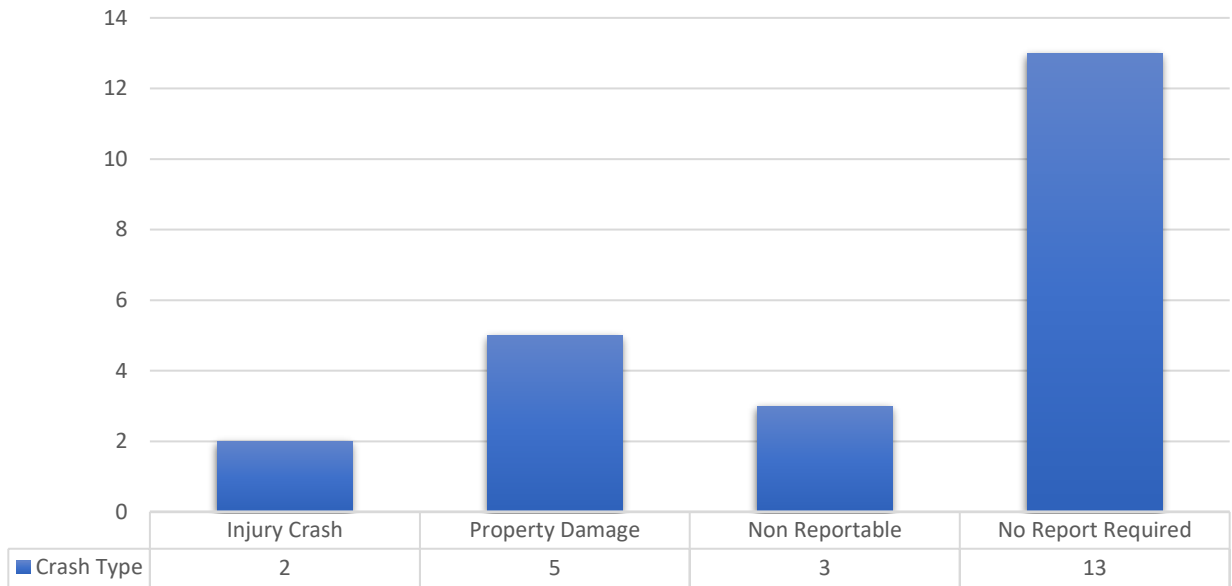
**February 2024  
YTD Crime Statistics**

<b>PART I CRIMES</b>		
Crime	2024	2023
Kidnap	<u>1</u>	<u>0</u>
Rape	<u>1</u>	<u>0</u>
Robbery	<u>0</u>	<u>0</u>
Assault/Aggravated	<u>2</u>	<u>1</u>
Burglary	<u>1</u>	<u>1</u>
Theft	<u>21</u>	<u>19</u>
Theft/Auto	<u>1</u>	<u>0</u>
All Other	<u>3</u>	<u>2</u>
	<b>30</b>	<b>23</b>

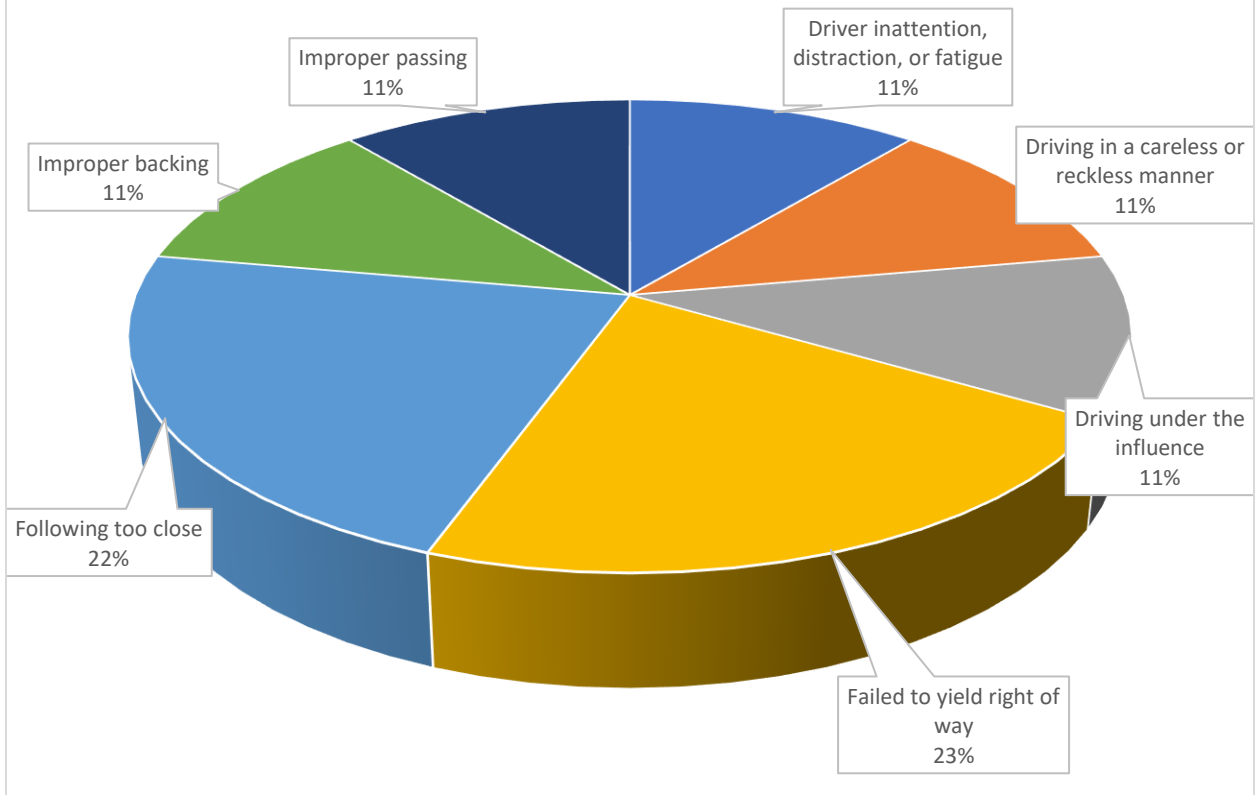
Crime	2024	2023
Theft/Auto	<u>0</u>	<u>2</u>
Other Assaults	<u>15</u>	<u>17</u>
Rec. Stolen Property	<u>0</u>	<u>0</u>
Criminal Mischief	<u>9</u>	<u>9</u>
Weapons	<u>3</u>	<u>0</u>
Other Sex Offenses	<u>0</u>	<u>0</u>
Drugs	<u>10</u>	<u>8</u>
Noise/Disorderly Premise	<u>7</u>	<u>8</u>
Trespass	<u>3</u>	<u>5</u>
Disorderly Conduct	<u>1</u>	<u>2</u>
Other	<u>206</u>	<u>181</u>
	<b>254</b>	<b>232</b>

Crime	2024	2023
Alarm	<u>47</u>	<u>55</u>
Animal Control	<u>2</u>	<u>2</u>
Recovered Property	<u>4</u>	<u>5</u>
Service	<u>118</u>	<u>101</u>
Suspicious Per/Veh	<u>31</u>	<u>38</u>
	<b>202</b>	<b>201</b>
	<b>486</b>	<b>456</b>

### February 2024 Crash Totals



### Primary Contributing Circumstances



NEW CASTLE CITY POLICE DEPARTMENT MONTHLY REPORT

February 2024  
Quality of Life Calls

Incident Type	Total
Airport Plaza Shopping Ctr	12
Assault - Just Occurred	1
Disorderly person	2
Suspicious person	2
Theft - In Progress	3
Theft - Just Occurred	3
Trespass - In Progress	1
Baldton	1
Trespass - In Progress	1
Centerpoint Industrial Park	4
Disorderly person	1
Theft - Just Occurred	1
Traffic Violation	1
Trespass - In Progress	1
New Castle / Shawtown	19
Animal	1
Barking Dog	1
Burglary - In Progress	1
Disorderly person	3
Fight - In Progress	1
Loud Music/Party	1
Noise Complaint	2
Suspicious person	1
Suspicious vehicle	2
Terror. Threatening-In Progress	1
Terroristic Threatening Weapons	1
Theft - In Progress	1
Traffic Violation	2
Trespass - In Progress	1
Riveredge Industrial Park	1
Disorderly person	1
The Garrison	3
Loud Music/Party	1
Suspicious person	2
Twin Spans Industrial Park	1
Terroristic Threatening Weapons	1
Washington Park	5
Disorderly person	1
Loud Music/Party	1
Noise Complaint	1
Suspicious vehicle	2
Washington Square	1
Animal	1
Grand Total	47

## Response Time

Each highlighted incident on the graph involves outliers in response time. In several of the incident types there were multiple outliers that affected the overall response time. Several common causes to these deviations are;

1. Responding officer not marked or does not transmit "on scene".
2. Officers delay their direct response to check the area around the location for suspects or victims known to have fled the scene.
3. Incidents are downgraded after entry but prior to dispatch.

## Priority One Calls for Service February 2023

Incident Type	Total	Response Time
Accident PI	1	0:00:24
Burglary - In Progress	2	0:03:35
CPR in Progress	2	0:02:12
Domestic - In Progress	10	0:06:15
Fight - In Progress	2	0:03:38
Mental Patient Violent	2	0:10:26
Shooting	1	0:06:14
Shots fired	1	0:02:09
Terror. Threatening-In Progress	1	0:00:06
Terroristic Threatening Weapons	2	0:01:16
<b>Grand Total</b>	<b>24</b>	<b>0:04:44</b>