



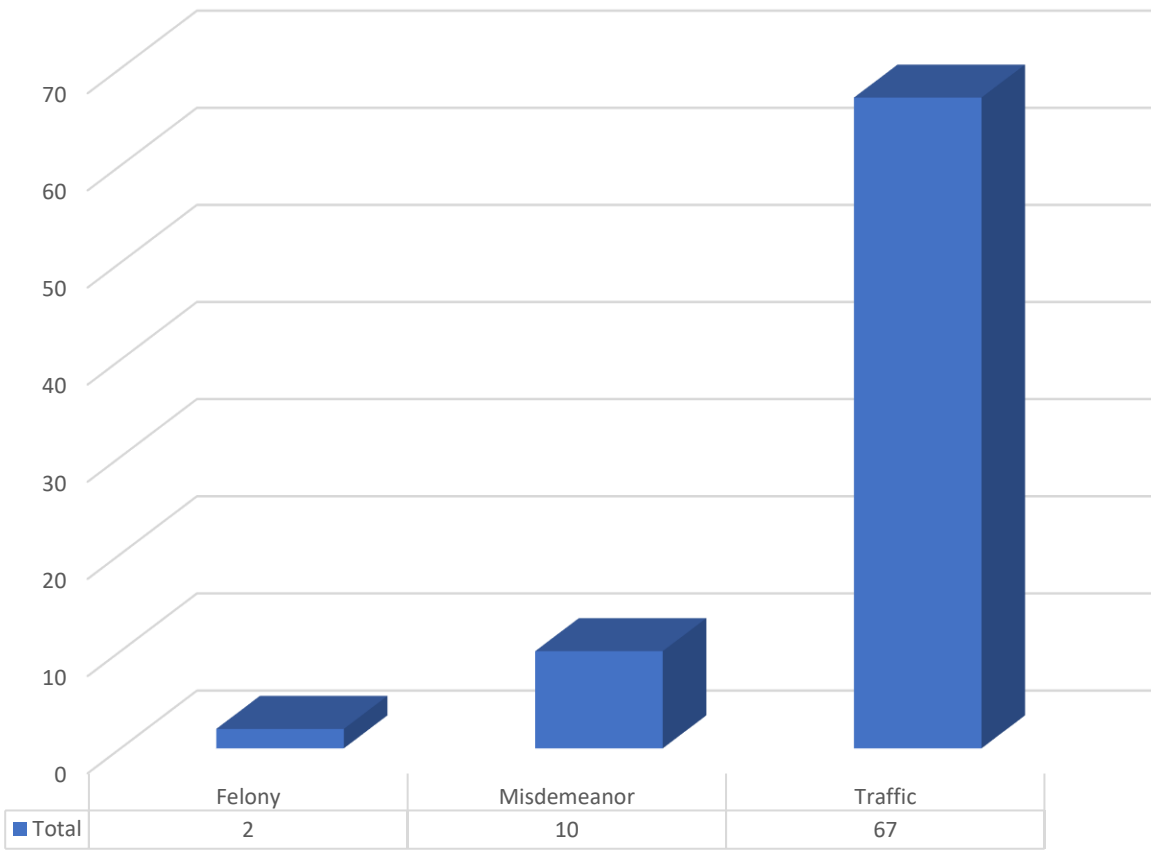
NEW CASTLE CITY
POLICE DEPARTMENT
MONTHLY REPORT

February 13th, 2024

City Council Report
For January 2024

Total Complaints	Total Dispatched Calls	Crime Reports Written	Field Service Reports
365	260	99	143
Overdose/NARCAN	DUI	Shooting Outside City	Shooting Inside City
0/0	4	1	0

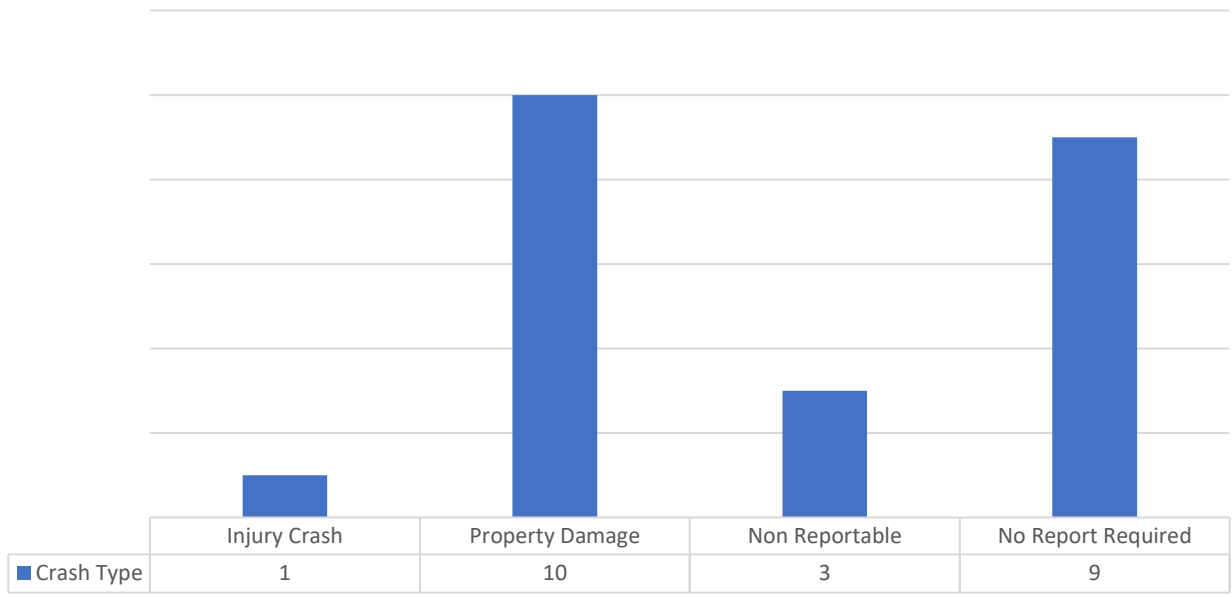
January 2024
Enforcement Data



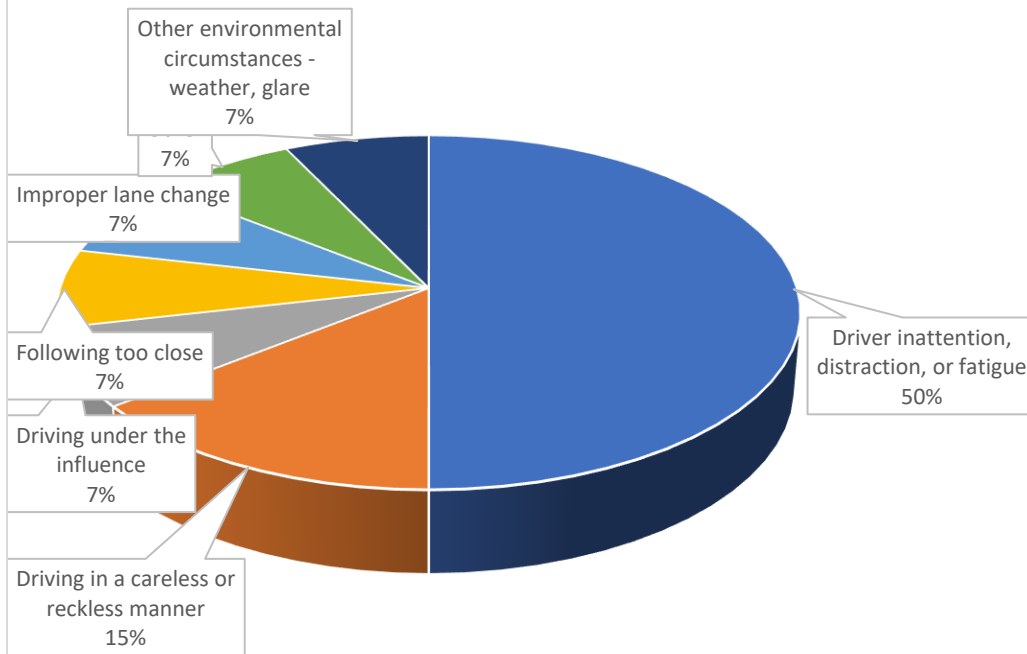
January 2024 YTD Crime Statistics

PART I CRIMES		
Crime	2024	2023
Kidnap	<u>1</u>	<u>0</u>
Robbery	<u>0</u>	<u>0</u>
Assault/Aggravated	<u>2</u>	<u>1</u>
Burglary	<u>1</u>	<u>1</u>
Theft	<u>14</u>	<u>11</u>
Theft/Auto	<u>0</u>	<u>0</u>
All Other	<u>2</u>	<u>1</u>
	20	14
PART II CRIMES		
Crime	2024	2023
Theft/Auto	<u>0</u>	<u>1</u>
Other Assaults	<u>11</u>	<u>13</u>
Criminal Mischief	<u>4</u>	<u>6</u>
Weapons	<u>0</u>	<u>0</u>
Other Sex Offenses	<u>0</u>	<u>0</u>
Drugs	<u>3</u>	<u>3</u>
Noise/Disorderly Premise	<u>2</u>	<u>6</u>
Trespass	<u>1</u>	<u>4</u>
Disorderly Conduct	<u>1</u>	<u>0</u>
Other	<u>110</u>	<u>97</u>
	132	130
PART III CRIMES		
Crime	2024	2023
Alarm	<u>21</u>	<u>30</u>
Animal Control	<u>0</u>	<u>0</u>
Recovered Property	<u>2</u>	<u>3</u>
Service	<u>57</u>	<u>54</u>
Suspicious Per/Veh	<u>14</u>	<u>19</u>
	94	106
	246	250

January 2024 Crash Totals



January 2024 Primary Contributing Factors



January 2024
Quality of Life Calls

Location / Call Type	Total
Airport Plaza Shopping Ctr	10
Criminal Mischief - Just Occurred	1
Disorderly person	3
Harassment - In Progress	1
Suspicious person	1
Suspicious vehicle	1
Theft - In Progress	2
Theft - Just Occurred	1
Baldton	1
Suspicious vehicle	1
Boothurst	2
Suspicious vehicle	1
Trespass - In Progress	1
Centerpoint Industrial Park	3
Animal	1
Disorderly person	1
Traffic Violation	1
Dobbinville	1
Noise Complaint	1
Hares Corner	5
Assault - In Progress	1
Disorderly person	1
Terror. Threatening-Just Occurred	1
Theft - Just Occ'd	1
Trespass - In Progress	1
Helm at Deemers Landings	1
Suspicious vehicle	1
New Castle / Shawtown	8
Fireworks	1
Suspicious person	1
Suspicious vehicle	3
Terror. Threatening-In Progress	1
Terror. Threatening-Just Occurred	1
Trespass - In Progress	1
New Castle Manor	1
Burglary - In Progress	1
Riveredge Industrial Park	3
Drug Violation	1

Suspicious person	1
Terror. Threatening-Just Occurred	1
South River Shop Plaza	1
Trespass - In Progress	1
Van Dyke Village	1
Disorderly person	1
Washington Park	2
Fireworks	1
Traffic Violation	1
Grand Total	39

Response Time

Each highlighted incident on the graph involves outliers in response time. In several of the incident types there were multiple outliers that affected the overall response time. Several common causes to these deviations are;

1. Responding officer not marked or does not transmit "on scene".
2. Officers delay their direct response to check the area around the location for suspects or victims known to have fled the scene.
3. Incidents are downgraded after entry but prior to dispatch.

Priority One Calls for Service December 2023

Row Labels	Distinct Call Count	Time
Accident PI	3	0:02:25
Burglary - In Progress	4	0:05:12
CPR in Progress	2	0:03:16
Domestic - In Progress	15	0:05:39
Fight - In Progress	1	0:00:36
Mental Patient Violent	2	0:07:04
Person with Gun	1	0:02:43
Shooting - In Progress	1	0:02:24
Shots fired	2	0:03:38
Suicidal Person	1	0:10:21
Suicidal Person - In Progress	1	0:06:13
Terror. Threatening-In Progress	1	0:04:40
Grand Total	34	0:04:56