



NEW CASTLE CITY POLICE DEPARTMENT
MONTHLY REPORT

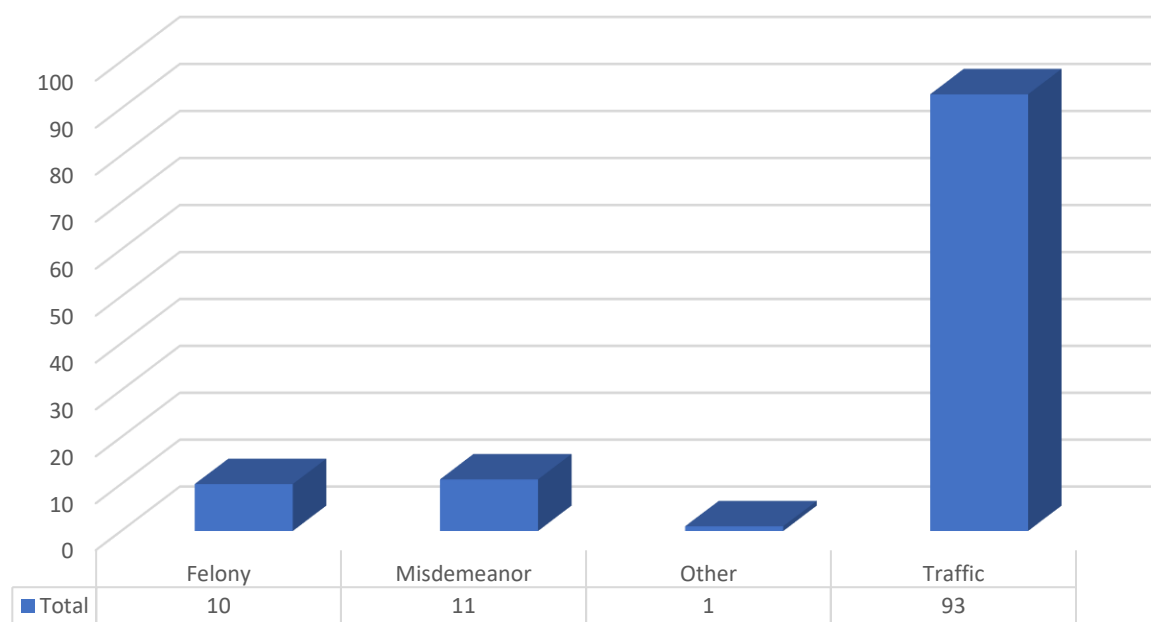
August 13th, 2024

City Council Report
For July 2024

NEW CASTLE CITY POLICE DEPARTMENT MONTHLY REPORT

Total Complaints	Total Dispatched Calls	Crime Reports Written	Field Service Reports
465	270	148	150
Overdose/NARCAN	DUI	Shooting Outside City	Shooting Inside City
3/2	3	0	0

July Enforcement Data



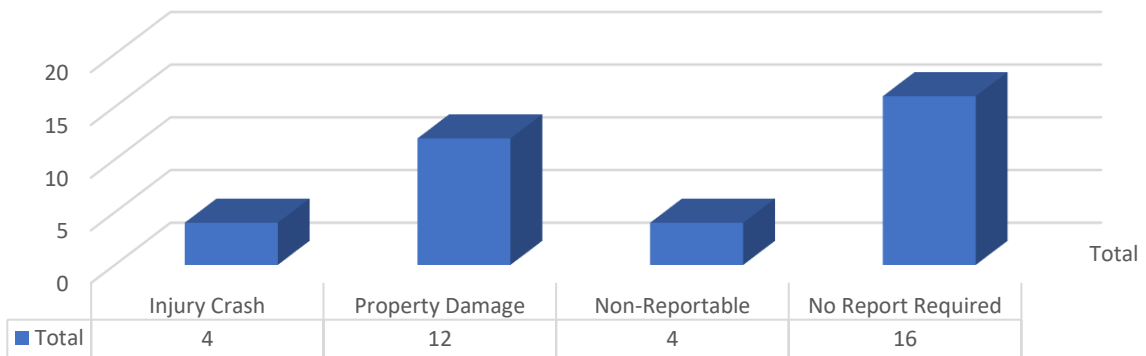
**July 2024
YTD Crime Statistics**

PART I CRIMES		
Crime	2024	2023
Kidnap	<u>1</u>	<u>0</u>
Rape	<u>3</u>	<u>0</u>
Robbery	<u>0</u>	<u>5</u>
Assault/Aggravated	<u>9</u>	<u>8</u>
Burglary	<u>4</u>	<u>4</u>
Theft	<u>95</u>	<u>94</u>
Theft/Auto	<u>1</u>	<u>2</u>
All Other	<u>5</u>	<u>9</u>
	118	122

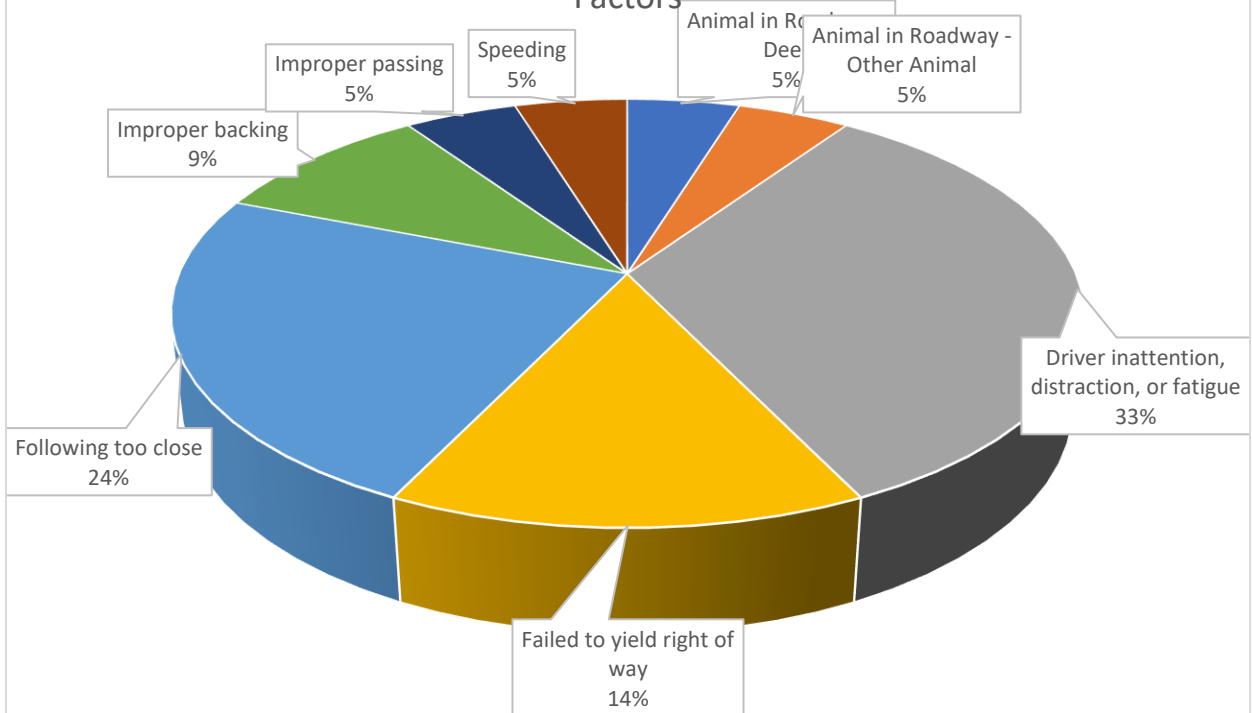
PART II CRIMES		
Crime	2024	2023
Theft/Auto	<u>5</u>	<u>6</u>
Other Assaults	<u>48</u>	<u>53</u>
Rec. Stolen Property	<u>0</u>	<u>0</u>
Criminal Mischief	<u>46</u>	<u>36</u>
Weapons	<u>9</u>	<u>10</u>
Other Sex Offenses	<u>2</u>	<u>0</u>
Drugs	<u>28</u>	<u>40</u>
Noise/Disorderly Premise	<u>32</u>	<u>34</u>
Trespass	<u>20</u>	<u>22</u>
Disorderly Conduct	<u>3</u>	<u>5</u>
Other	<u>767</u>	<u>746</u>
	960	952

PART III CRIMES		
Crime	2024	2023
Alarm	<u>203</u>	<u>188</u>
Animal Control	<u>12</u>	<u>7</u>
Recovered Property	<u>17</u>	<u>14</u>
Service	<u>461</u>	<u>500</u>
Suspicious Per/Veh	<u>146</u>	<u>136</u>
	839	845
	1917	1919

July 2024
Crash Data



Primary Contributing Factors



NEW CASTLE CITY POLICE DEPARTMENT MONTHLY REPORT

June 2024
Quality of Life Calls

Location / Crime Type	Count of Incident Type
Airport Plaza Shopping Ctr	8
Disorderly person	2
Suspicious person	1
Terror. Threatening-In Progress	1
Theft - Just Occurred	3
Trespass - In Progress	1
Baldton	2
Animal	1
Suspicious person	1
Boothurst	1
Theft - Just Occurred	1
Buttonwood	1
Fight - In Progress	1
Centerpoint Industrial Park	5
Drug Violation	1
Suspicious vehicle	1
Terror. Threatening-Just Occurred	1
Traffic Violation	1
Trespass - In Progress	1
Dobbinville	3
Animal	1
Terror. Threatening-In Progress	1
Traffic Violation	1
New Castle / Shawtown	21
Criminal Mischief - In Progress	1
Disorderly person	4
Harassment - Just Occurred	1
Loitering	1
Robbery	1
Suspicious person	4
Suspicious vehicle	4
Theft - Just Occurred	2
Traffic Violation	2
Trespass - In Progress	1
New Castle Manor	1
Suspicious person	1
Penn Valley	1
Fireworks	1
South River Shop Plaza	1
Theft - In Progress	1
The Garrison	1
Noise Complaint	1
Van Dyke Plaza	3
Disorderly person	1
Suspicious person	1

NEW CASTLE CITY POLICE DEPARTMENT MONTHLY REPORT

Traffic Violation	1
Van Dyke Village	1
Suspicious person	1
Washington Park	5
Animal	2
Criminal Mischief - Just Occurred	1
Disorderly person	1
Suspicious person	1
Grand Total	54

Response Time

Each highlighted incident on the graph involves outliers in response time. In several of the incident types there were multiple outliers that affected the overall response time. Several common causes to these deviations are;

1. Responding officer not marked or does not transmit "on scene".
2. Officers delay their direct response to check the area around the location for suspects or victims known to have fled the scene.
3. Incidents are downgraded after entry but prior to dispatch.

**Priority One Calls for Service
July 2024**

Incident Type	Total Calls	Response Time
Accident PI	3	0:02:35
Assist Fire/EMS	1	0:02:06
Carjacking - Just Occurred	1	0:05:43
CPR in Progress	1	0:00:35
Domestic - In Progress	13	0:05:02
Domestic w/Weapons - In Progress	2	0:04:52
Fight - In Progress	1	0:05:42
Mental Patient Violent	3	0:04:42
Robbery w/Weapons - Just Occurred	1	0:25:41
Suicidal Person - In Progress	2	0:03:48
Suspicious person	1	0:05:43
Grand Total	28	0:05:09