



NEW CASTLE CITY POLICE DEPARTMENT
MONTHLY REPORT

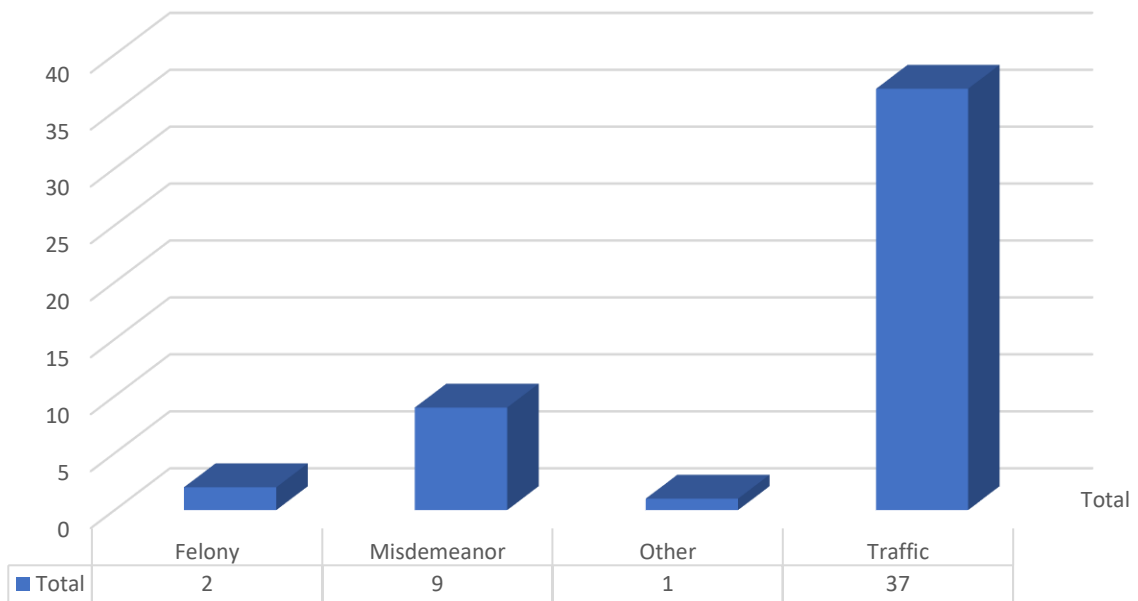
July 9th, 2024

City Council Report
For June 2024

NEW CASTLE CITY POLICE DEPARTMENT MONTHLY REPORT

Total Complaints	Total Dispatched Calls	Crime Reports Written	Field Service Reports
404	291	127	174
Overdose/NARCAN	DUI	Shooting Outside City	Shooting Inside City
2/1	3	0	0

June Enforcement Data



**June 2024
YTD Crime Statistics**

PART I CRIMES

Crime	2024	2023
Kidnap	<u>1</u>	<u>0</u>
Rape	<u>2</u>	<u>0</u>
Robbery	<u>0</u>	<u>4</u>
Assault/Aggravated	<u>7</u>	<u>7</u>
Burglary	<u>3</u>	<u>4</u>
Theft	<u>78</u>	<u>82</u>
Theft/Auto	<u>1</u>	<u>1</u>
All Other	<u>5</u>	<u>9</u>
	97	107

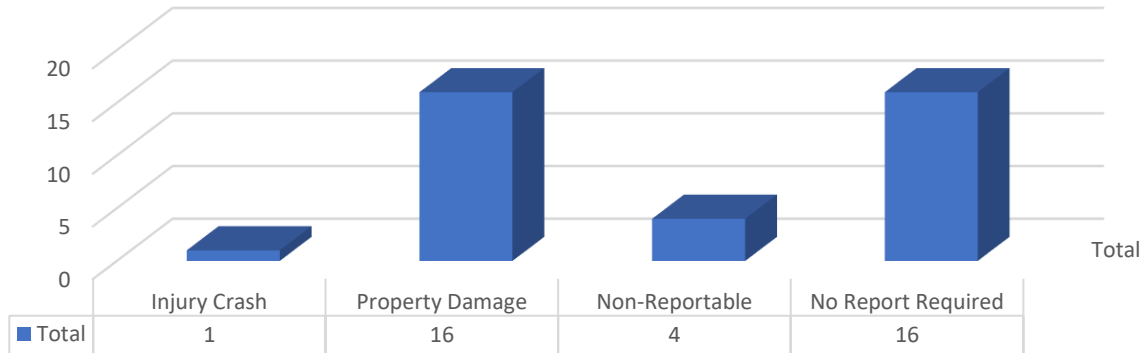
PART II CRIMES

Crime	2024	2023
Theft/Auto	<u>4</u>	<u>5</u>
Other Assaults	<u>40</u>	<u>47</u>
Rec. Stolen Property	<u>0</u>	<u>0</u>
Criminal Mischief	<u>40</u>	<u>28</u>
Weapons	<u>9</u>	<u>4</u>
Other Sex Offenses	<u>2</u>	<u>0</u>
Drugs	<u>21</u>	<u>32</u>
Noise/Disorderly Premise	<u>30</u>	<u>25</u>
Trespass	<u>18</u>	<u>19</u>
Disorderly Conduct	<u>3</u>	<u>4</u>
Other	<u>640</u>	<u>637</u>
	807	801

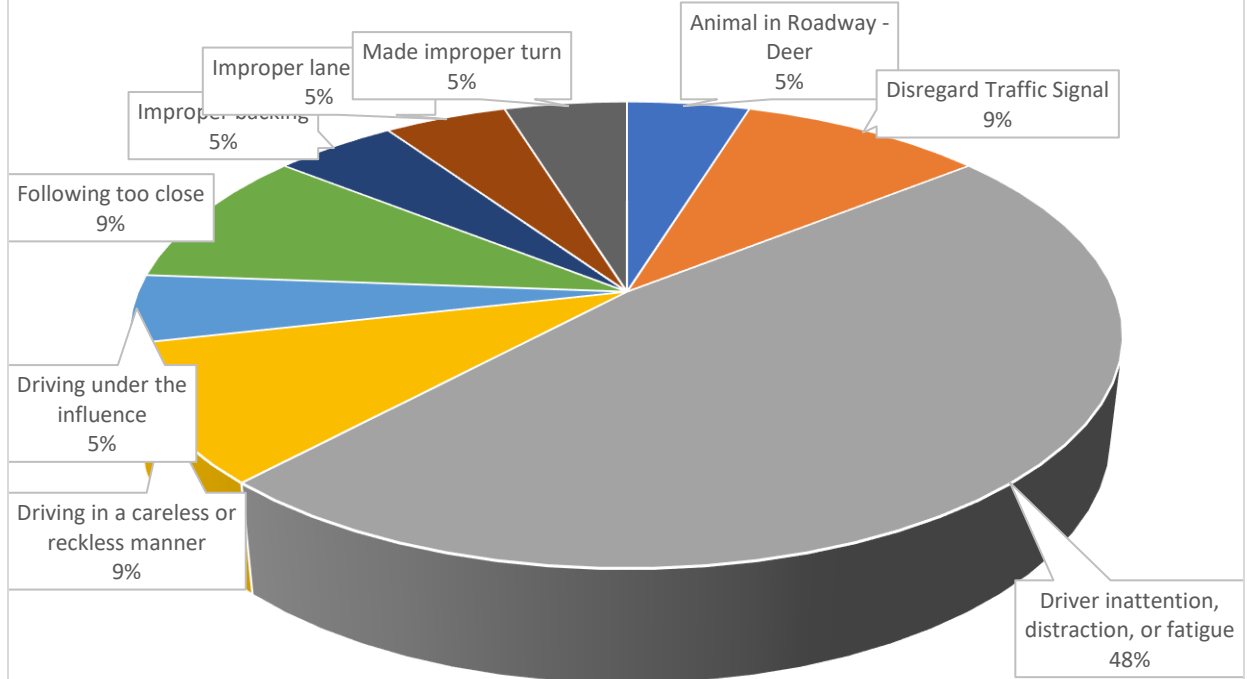
PART III CRIMES

Crime	2024	2023
Alarm	<u>176</u>	<u>152</u>
Animal Control	<u>7</u>	<u>6</u>
Recovered Property	<u>14</u>	<u>14</u>
Service	<u>408</u>	<u>439</u>
Suspicious Per/Veh	<u>126</u>	<u>124</u>
	731	735
	1635	1643

June 2024 Crash Data



Primary Contributing Factors



NEW CASTLE CITY POLICE DEPARTMENT MONTHLY REPORT

June 2024
Quality of Life Calls

Location / Incident Type	Total
Airport Plaza Shopping Ctr	7
Disorderly group	1
Disorderly person	1
Indecent Exposure	1
Theft - Just Occurred	2
Trespass - In Progress	2
Baldton	1
Trespass - In Progress	1
Boothurst	1
Loud Music/Party	1
Buttonwood	1
Loud Music/Party	1
Centerpoint Industrial Park	2
Criminal Mischief - Just Occurred	1
Fight - In Progress	1
Dobbinsville	4
Suspicious vehicle	1
Terror. Threatening-Just Occurred	1
Traffic Violation	2
Jacquette Square Townhouses	1
Animal w/Danger	1
New Castle / Shawtown	23
Assault - In Progress	1
Assault - Just Occurred	1
Disorderly person	3
Drug Violation	1
Drunk/Intoxication	1
Loud Music/Party	1
Noise Complaint	1
Robbery w/Weapons - In Progress	1
Robbery w/Weapons - Just Occurred	1
Suspicious person	2
Suspicious vehicle	5
Terror. Threatening-Just Occurred	1
Traffic Violation	1
Trespass - In Progress	1
Trespass - Just Occurred	2
Penn Valley	3

NEW CASTLE CITY POLICE DEPARTMENT MONTHLY REPORT

Disorderly person	1
Theft - Just Occurred	1
Traffic Violation	1
South River Shop Plaza	2
Theft - Just Occurred	2
The Garrison	1
Loud Music/Party	1
Van Dyke Plaza	1
Traffic Violation	1
Washington Park	2
Suspicious vehicle	1
Terroristic Threatening Weapons	1
Grand Total	49

Response Time

Each highlighted incident on the graph involves outliers in response time. In several of the incident types there were multiple outliers that affected the overall response time. Several common causes to these deviations are;

1. Responding officer not marked or does not transmit "on scene".
2. Officers delay their direct response to check the area around the location for suspects or victims known to have fled the scene.
3. Incidents are downgraded after entry but prior to dispatch.

Priority One Calls for Service June 2024

Crime Type	Total	Response Time
Accident PI	2	0:08:02
Assault	1	0:00:27
Assault - In Progress	1	0:01:33
Burglary - In Progress	2	0:04:04
Domestic - In Progress	20	0:05:29
Fight - In Progress	1	0:03:14
Fight w/Weapons - In Progress	1	0:00:27
Mental Patient Violent	1	0:03:44
Robbery w/Weapons - In Progress	1	0:03:34
Suicidal Person - In Progress	3	0:07:11
Terroristic Threatening Weapons	1	0:06:09
Grand Total	34	0:05:08