



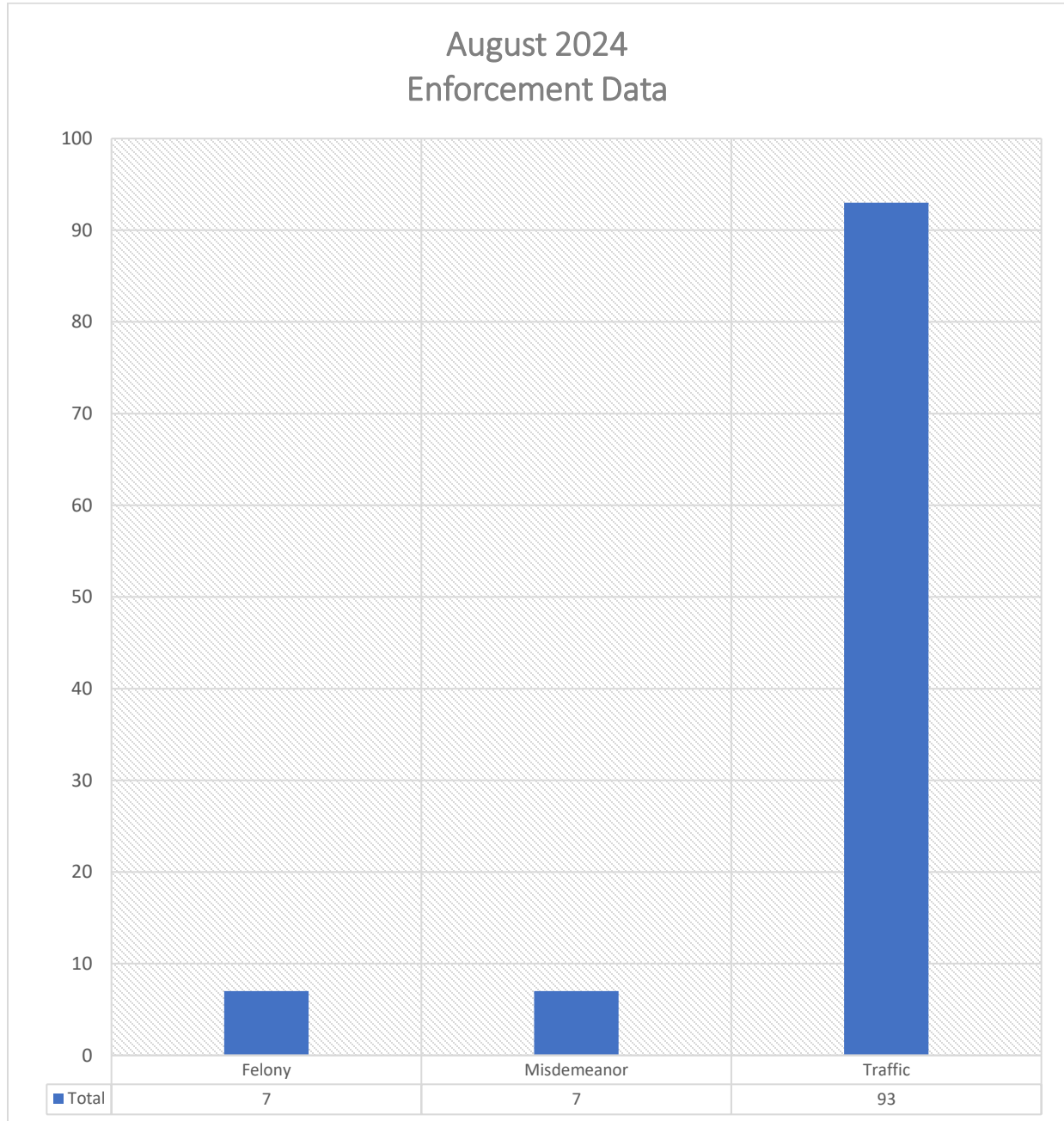
NEW CASTLE CITY POLICE DEPARTMENT
MONTHLY REPORT

September 17th, 2024

City Council Report
For August 2024

NEW CASTLE CITY POLICE DEPARTMENT MONTHLY REPORT

Total Complaints	Total Dispatched Calls	Crime Reports Written	Field Service Reports
449	290	134	184
Overdose/NARCAN	DUI	Shooting Outside City	Shooting Inside City
1/0	6	0	0



**August 2024
YTD Crime Statistics**

PART I CRIMES

Crime	2024	2023
Kidnap	<u>1</u>	<u>0</u>
Rape	<u>3</u>	<u>0</u>
Robbery	<u>0</u>	<u>6</u>
Assault/Aggravated	<u>11</u>	<u>10</u>
Burglary	<u>7</u>	<u>4</u>
Theft	<u>113</u>	<u>107</u>
Theft/Auto	<u>2</u>	<u>2</u>
All Other	<u>6</u>	<u>10</u>
	143	139

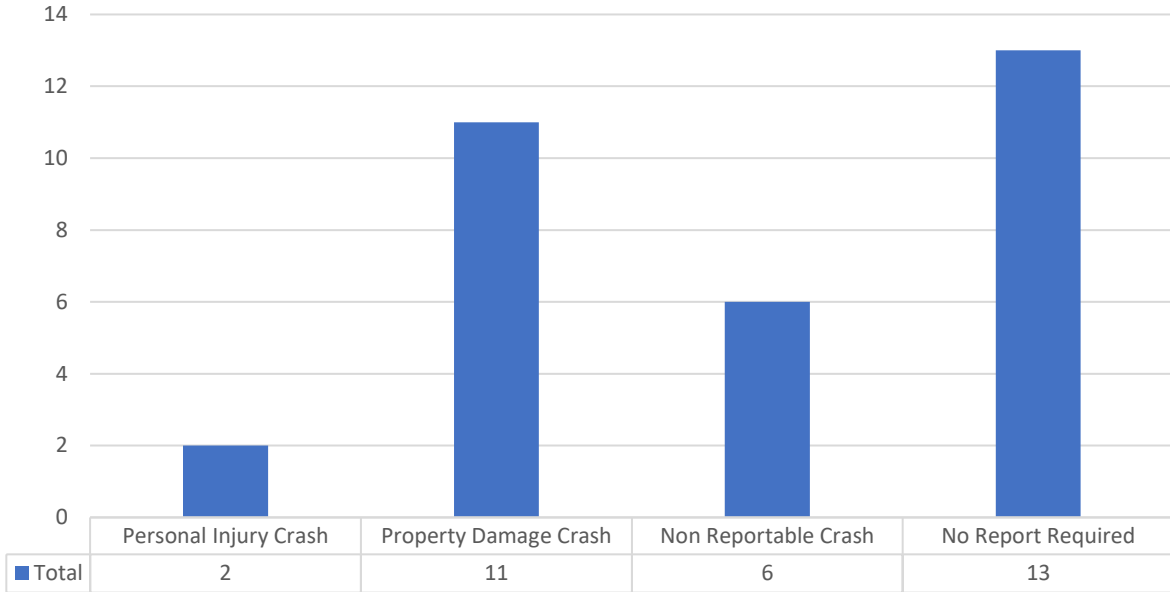
PART II CRIMES

Crime	2024	2023
Theft/Auto	<u>7</u>	<u>6</u>
Other Assaults	<u>58</u>	<u>58</u>
Rec. Stolen Property	<u>0</u>	<u>0</u>
Criminal Mischief	<u>53</u>	<u>45</u>
Weapons	<u>10</u>	<u>10</u>
Other Sex Offenses	<u>2</u>	<u>1</u>
Drugs	<u>34</u>	<u>45</u>
Noise/Disorderly Premise	<u>39</u>	<u>37</u>
Trespass	<u>25</u>	<u>27</u>
Disorderly Conduct	<u>3</u>	<u>7</u>
Other	<u>883</u>	<u>864</u>
	1114	1100

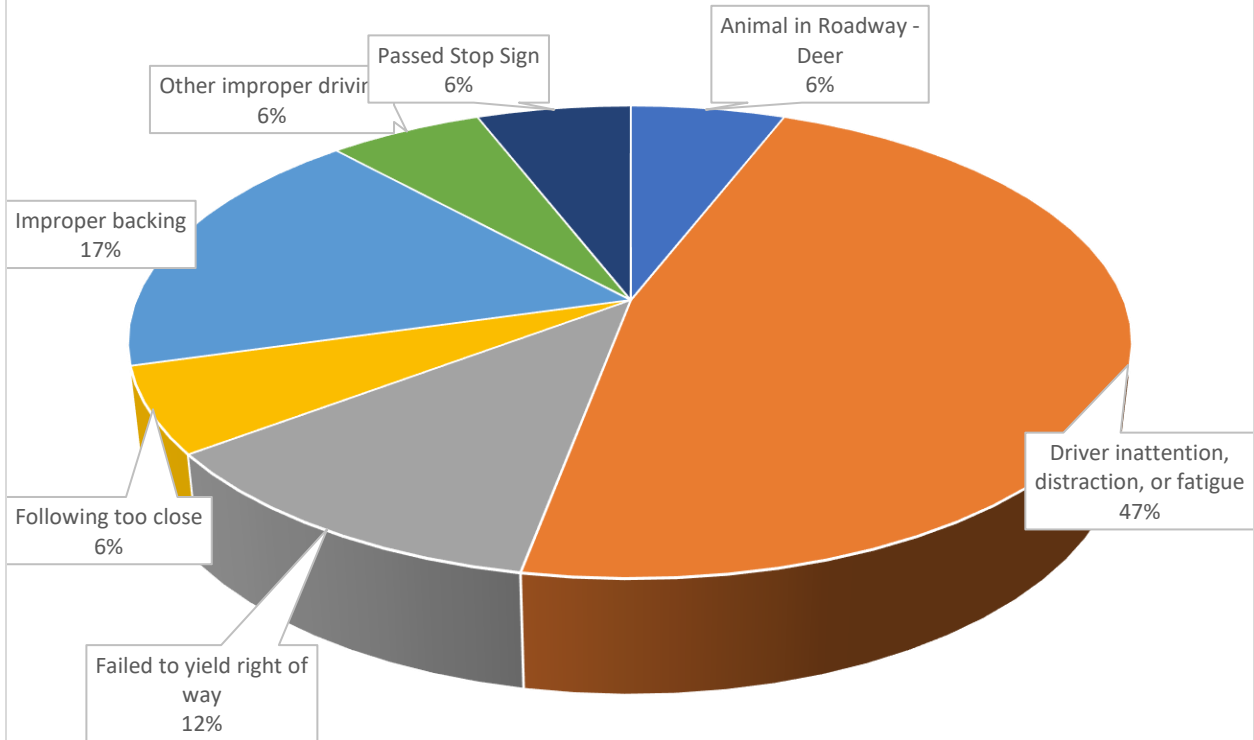
PART III CRIMES

Crime	2024	2023
Alarm	<u>249</u>	<u>210</u>
Animal Control	<u>14</u>	<u>8</u>
Recovered Property	<u>17</u>	<u>17</u>
Service	<u>528</u>	<u>565</u>
Suspicious Per/Veh	<u>158</u>	<u>156</u>
	966	956
	2223	2195

August 2024 Crash Data



Primary Contributing Factors



NEW CASTLE CITY POLICE DEPARTMENT MONTHLY REPORT

August 2024
Quality of Life Calls

Location / Incident Type	Total
Airport Plaza Shopping Ctr	8
Assault - In Progress	1
Disorderly person	2
Suspicious person	1
Theft - Just Occurred	4
Baldton	3
Suspicious vehicle	1
Theft - In Progress	1
Theft - Just Occurred	1
Centerpoint Industrial Park	1
Animal	1
Dobbinsville	1
Traffic Violation	1
Jacquette Square Townhouses	1
Animal w/Danger	1
New Castle / Shawtown	26
Animal w/Danger	1
Assault - In Progress	1
Assault - Just Occurred	1
Burglary - In Progress	1
Criminal Mischief - In Progress	1
Criminal Mischief - Just Occurred	1
Disorderly person	1
Drunk/Intoxication	1
Loud Music/Party	5
Noise Complaint	1
Suspicious vehicle	1
Terror. Threatening-In Progress	1
Theft - Just Occurred	4
Traffic Violation	4
Trespass - In Progress	1
Trespass - Just Occurred	1
Penn Valley	1
Suspicious person	1
Riveredge Industrial Park	1
Trespass - In Progress	1
Van Dyke Plaza	1
Fight - In Progress	1

NEW CASTLE CITY POLICE DEPARTMENT MONTHLY REPORT

Van Dyke Village	2
Harassment - In Progress	1
Suspicious person	1
Washington Park	4
Disorderly person	1
Loud Music/Party	1
Suspicious vehicle	1
Terror. Threatening-Just Occurred	1
Grand Total	49

Response Time

Each highlighted incident on the graph involves outliers in response time. In several of the incident types there were multiple outliers that affected the overall response time. Several common causes to these deviations are;

1. Responding officer not marked or does not transmit "on scene".
2. Officers delay their direct response to check the area around the location for suspects or victims known to have fled the scene.
3. Incidents are downgraded after entry but prior to dispatch.

Priority One Calls for Service August 2024

Incident Type	Call Count	Response Time
Accident PI	3	0:03:44
Burglary - In Progress	2	0:14:15
Carjacking - Just Occurred	1	0:12:54
CPR in Progress	1	0:01:18
Domestic - In Progress	10	0:04:50
Domestic w/Weapons - In Progress	2	0:05:07
Fight - In Progress	2	0:02:38
Fight w/Weapons - In Progress	1	0:07:00
Mental Patient Violent	2	0:03:35
Suicidal Person - In Progress	2	0:07:36
Terror. Threatening-In Progress	1	0:06:12
Grand Total	27	0:05:41