



NEW CASTLE CITY POLICE DEPARTMENT  
MONTHLY REPORT

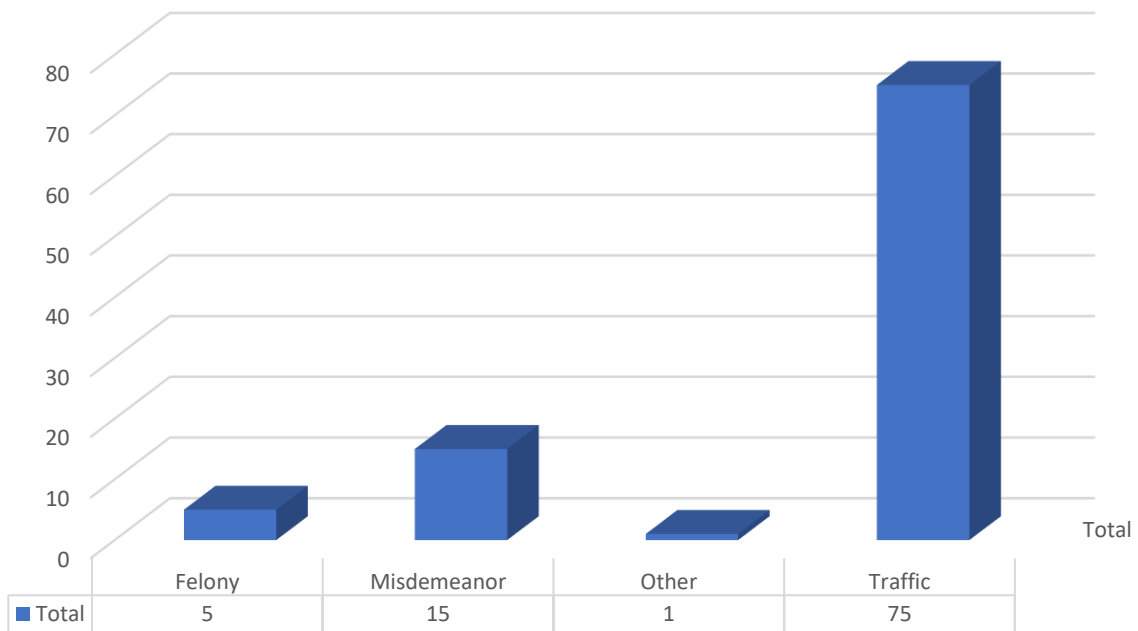
January 14th, 2025

City Council Report  
For December 2024

NEW CASTLE CITY POLICE DEPARTMENT MONTHLY REPORT

| Total Complaints | Total Dispatched Calls | Crime Reports Written | Field Service Reports |
|------------------|------------------------|-----------------------|-----------------------|
| <b>459</b>       | <b>325</b>             | <b>120</b>            | <b>188</b>            |
| Overdose/NARCAN  | DUI                    | Shooting Outside City | Shooting Inside City  |
| <b>2/0</b>       | <b>4</b>               | <b>1</b>              | <b>0</b>              |

December 2024  
Enforcement Data



**December 2024  
YTD Crime Statistics**

**PART I CRIMES**

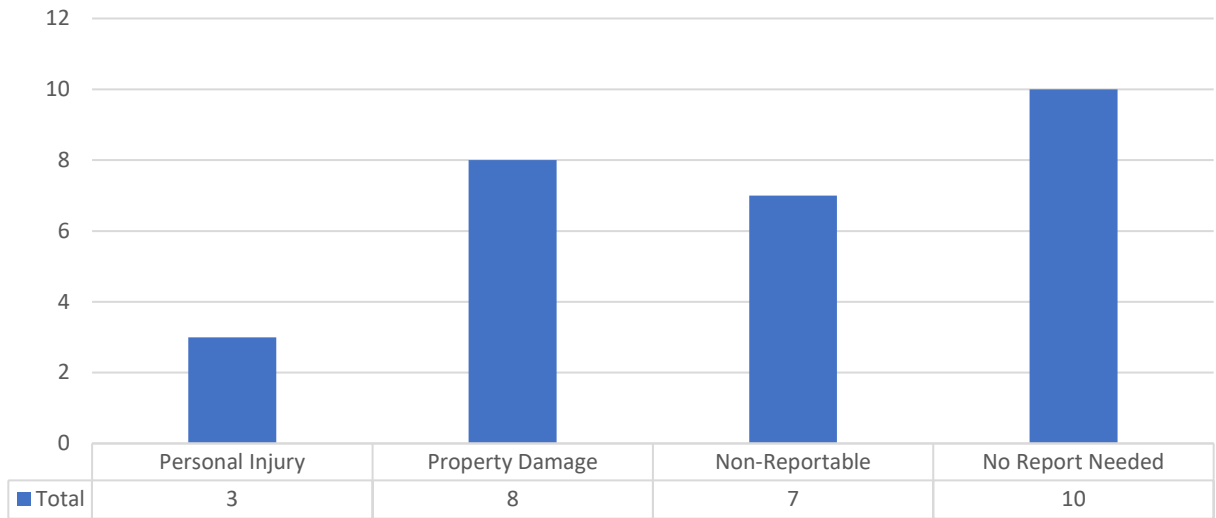
| Crime              | 2024                | 2023                |
|--------------------|---------------------|---------------------|
| Kidnap             | <a href="#">4</a>   | <a href="#">1</a>   |
| Rape               | <a href="#">4</a>   | <a href="#">0</a>   |
| Robbery            | <a href="#">0</a>   | <a href="#">7</a>   |
| Assault/Aggravated | <a href="#">14</a>  | <a href="#">18</a>  |
| Burglary           | <a href="#">12</a>  | <a href="#">9</a>   |
| Theft              | <a href="#">178</a> | <a href="#">171</a> |
| Theft/Auto         | <a href="#">2</a>   | <a href="#">2</a>   |
| All Other          | <a href="#">11</a>  | <a href="#">15</a>  |
|                    | <b>225</b>          | <b>223</b>          |

**PART II CRIMES**

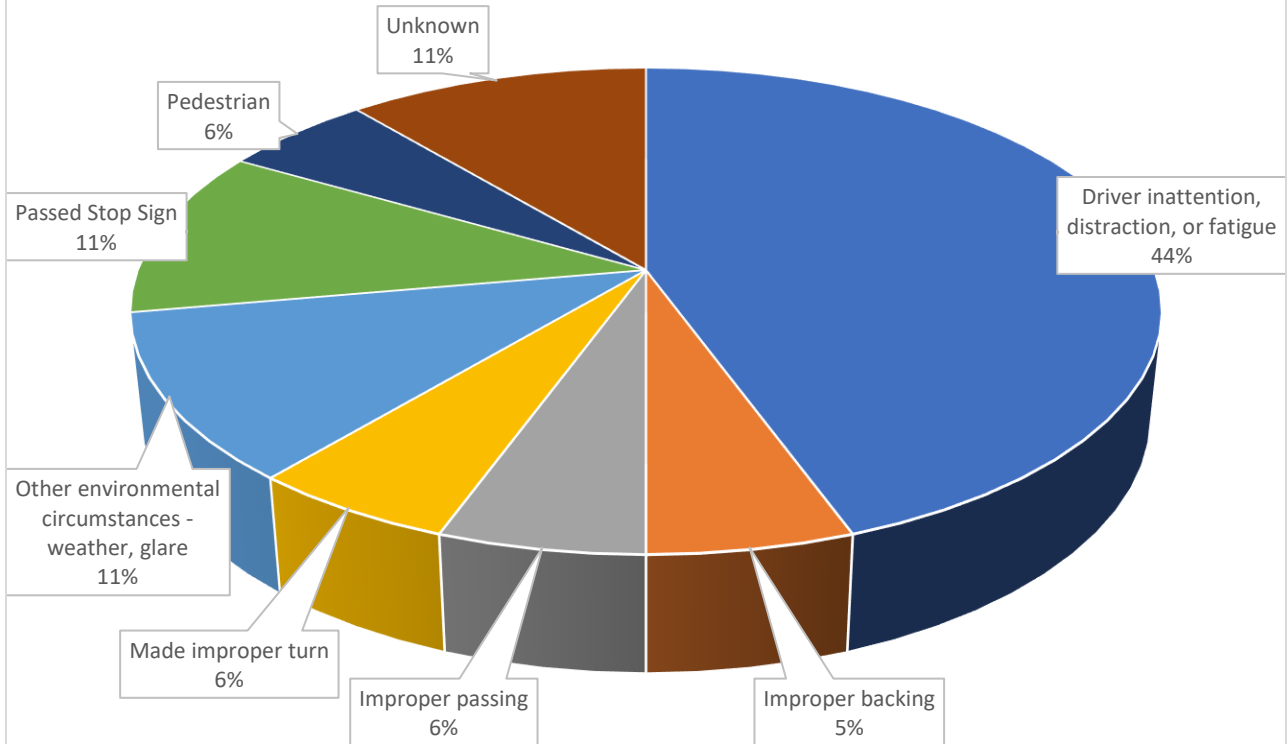
| Crime                    | 2024                  | 2025                  |
|--------------------------|-----------------------|-----------------------|
| Theft/Auto               | <a href="#">10</a>    | <a href="#">14</a>    |
| Other Assaults           | <a href="#">97</a>    | <a href="#">84</a>    |
| Rec. Stolen Property     | <a href="#">0</a>     | <a href="#">0</a>     |
| Criminal Mischief        | <a href="#">77</a>    | <a href="#">75</a>    |
| Weapons                  | <a href="#">12</a>    | <a href="#">14</a>    |
| Other Sex Offenses       | <a href="#">3</a>     | <a href="#">1</a>     |
| Drugs                    | <a href="#">47</a>    | <a href="#">63</a>    |
| Noise/Disorderly Premise | <a href="#">69</a>    | <a href="#">48</a>    |
| Trespass                 | <a href="#">47</a>    | <a href="#">35</a>    |
| Disorderly Conduct       | <a href="#">5</a>     | <a href="#">10</a>    |
| Other                    | <a href="#">1,333</a> | <a href="#">1,353</a> |
|                          | <b>1700</b>           | <b>1697</b>           |

| Crime              | 2024                | 2025                |
|--------------------|---------------------|---------------------|
| Alarm              | <a href="#">363</a> | <a href="#">304</a> |
| Animal Control     | <a href="#">24</a>  | <a href="#">10</a>  |
| Recovered Property | <a href="#">22</a>  | <a href="#">22</a>  |
| Service            | <a href="#">813</a> | <a href="#">856</a> |
| Suspicious Per/Veh | <a href="#">225</a> | <a href="#">235</a> |
|                    | <b>1447</b>         | <b>1427</b>         |
|                    | <b>3372</b>         | <b>3347</b>         |

December 2024  
Crash Data



Primary Contributing Factors



December 2024  
Quality of Life Calls

| Crime Type /Location              | Total |
|-----------------------------------|-------|
| Airport Plaza Shopping Ctr        | 12    |
| Animal                            | 1     |
| Assault - In Progress             | 1     |
| Disorderly person                 | 2     |
| Fight - In Progress               | 1     |
| Suspicious person                 | 2     |
| Terror. Threatening-In Progress   | 1     |
| Theft - In Progress               | 1     |
| Theft - Just Occurred             | 2     |
| Trespass - In Progress            | 1     |
| Baldton                           | 1     |
| Drug Violation                    | 1     |
| Boothhurst                        | 1     |
| Suspicious vehicle                | 1     |
| Buttonwood                        | 2     |
| Suspicious vehicle                | 2     |
| Center Point Industrial Park      | 1     |
| Animal                            | 1     |
| Helm at Deemers Landings          | 2     |
| Suspicious person                 | 1     |
| Suspicious vehicle                | 1     |
| New Castle/Shawtown               | 28    |
| Animal                            | 1     |
| Burglary - In Progress            | 1     |
| Burglary - Just Occurred          | 1     |
| Criminal Mischief - Just Occurred | 1     |
| Disorderly person                 | 2     |
| Drug Violation                    | 1     |
| Drunk/Intoxication                | 1     |
| Indecent Exposure                 | 1     |
| Loud Music/Party                  | 3     |
| Noise Complaint                   | 11    |
| Suspicious person                 | 3     |
| Suspicious vehicle                | 1     |
| Trespass - Just Occurred          | 1     |
| New Castle Crossing               | 1     |
| Robbery w/Weapons - Just Occurred | 1     |

**NEW CASTLE CITY POLICE DEPARTMENT MONTHLY REPORT**

|                                 |           |
|---------------------------------|-----------|
| Penn Valley                     | 1         |
| Suspicious person               | 1         |
| Riveredge Industrial Park       | 2         |
| Suspicious person               | 1         |
| Traffic Violation               | 1         |
| The Garrison                    | 1         |
| Noise Complaint                 | 1         |
| Van Dyke Village                | 1         |
| Theft - In Progress             | 1         |
| Washington Park                 | 1         |
| Terror. Threatening-In Progress | 1         |
| Washington Square               | 1         |
| Suspicious person               | 1         |
| <b>Grand Total</b>              | <b>55</b> |

**Response Time**

Each highlighted incident on the graph involves outliers in response time. In several of the incident types there were multiple outliers that affected the overall response time. Several common causes to these deviations are;

1. Responding officer not marked or does not transmit "on scene".
2. Officers delay their direct response to check the area around the location for suspects or victims known to have fled the scene.
3. Incidents are downgraded after entry but prior to dispatch.

**Priority One Calls for Service  
December 2024**

| Crime Type                               | Total     | Time           |
|--|-----------|----------------|
| Accident PI                              | 2         | 0:03:06        |
| Accident PI H/R                          | 1         | 0:03:24        |
| Burglary - In Progress                   | 1         | 0:01:35        |
| <b>CPR in Progress</b>                   | <b>3</b>  | <b>0:06:18</b> |
| Domestic - In Progress                   | 10        | 0:04:28        |
| Domestic w/Weapons - In Progress         | 2         | 0:04:56        |
| Fight - In Progress                      | 1         | 0:00:57        |
| <b>Mental Patient Violent</b>            | <b>4</b>  | <b>0:05:56</b> |
| <b>Robbery w/Weapons - Just Occurred</b> | <b>1</b>  | <b>0:05:22</b> |
| Shooting - Just Occurred                 | 1         | 0:02:50        |
| <b>Terror. Threatening-In Progress</b>   | <b>3</b>  | <b>0:09:03</b> |
| <b>Grand Total</b>                       | <b>29</b> | <b>0:04:59</b> |