



NEW CASTLE CITY POLICE DEPARTMENT
MONTHLY REPORT

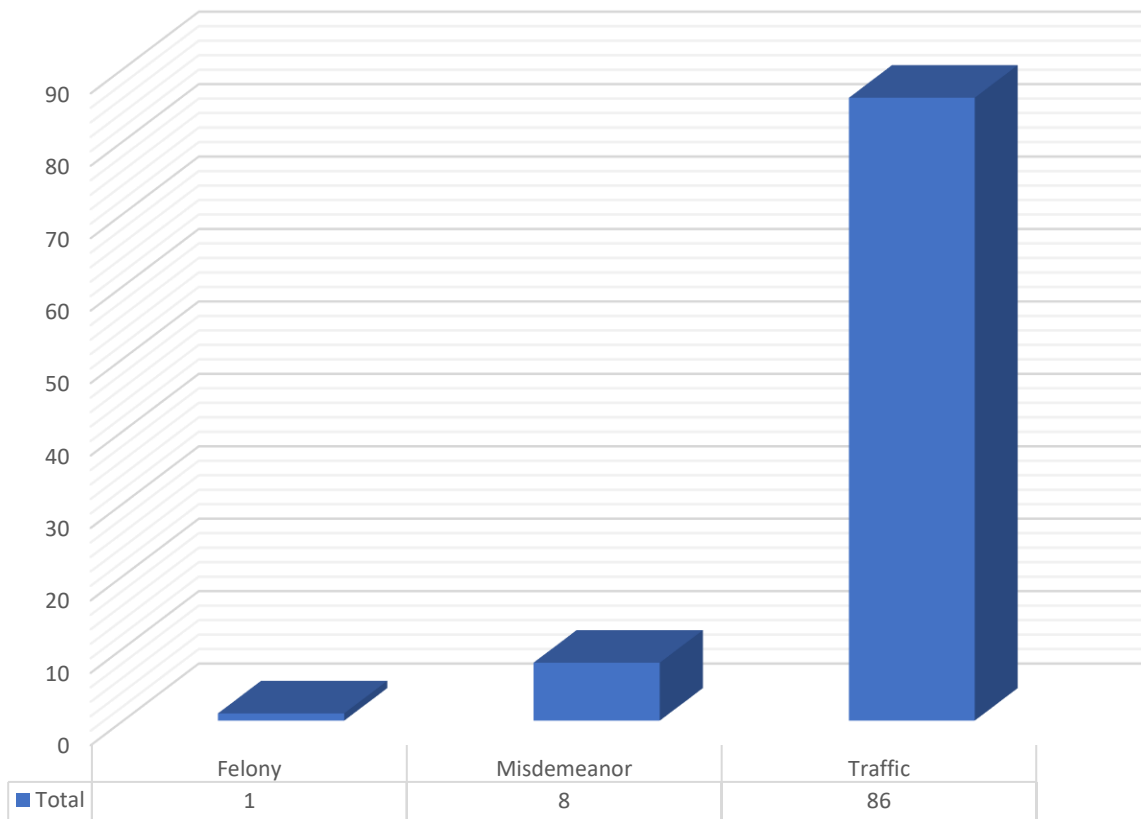
December 10th, 2024

City Council Report
For November 2024

NEW CASTLE CITY POLICE DEPARTMENT MONTHLY REPORT

Total Complaints	Total Dispatched Calls	Crime Reports Written	Field Service Reports
409	280	109	167
Overdose/NARCAN	DUI	Shooting Outside City	Shooting Inside City
2/1	2	0	0

November 2024 Enforcement Data



**November 2024
YTD Crime Statistics**

PART I CRIMES

Crime	2024	2023
Kidnap	<u>3</u>	<u>1</u>
Rape	<u>3</u>	<u>0</u>
Robbery	<u>0</u>	<u>7</u>
Assault/Aggravated	<u>13</u>	<u>14</u>
Burglary	<u>11</u>	<u>7</u>
Theft	<u>164</u>	<u>164</u>
Theft/Auto	<u>2</u>	<u>2</u>
All Other	<u>8</u>	<u>13</u>
	204	208

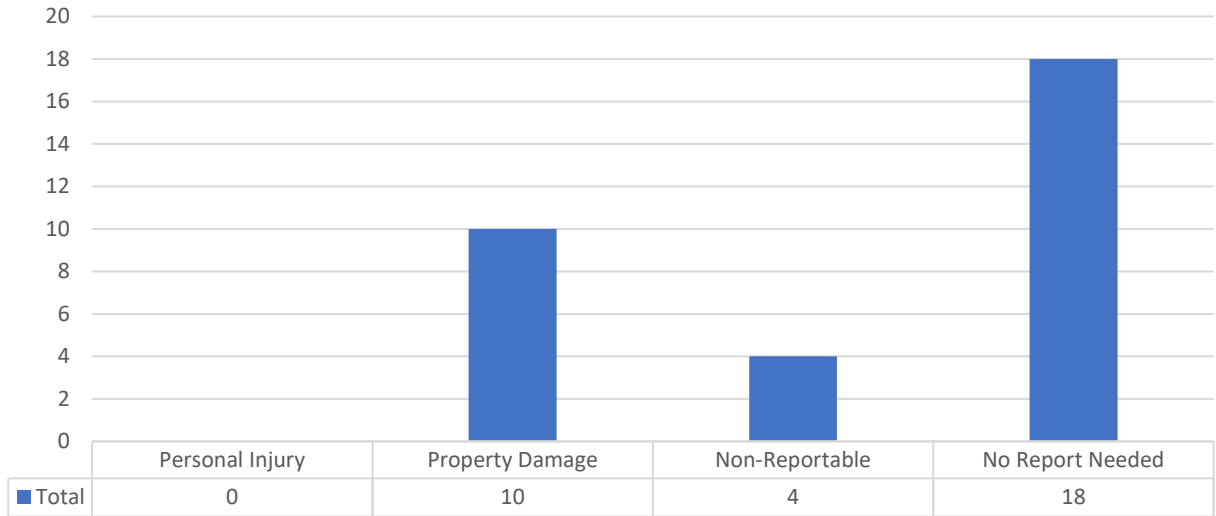
PART II CRIMES

Crime	2024	2023
Theft/Auto	<u>8</u>	<u>13</u>
Other Assaults	<u>89</u>	<u>75</u>
Rec. Stolen Property	<u>0</u>	<u>0</u>
Criminal Mischief	<u>72</u>	<u>70</u>
Weapons	<u>12</u>	<u>13</u>
Other Sex Offenses	<u>3</u>	<u>1</u>
Drugs	<u>46</u>	<u>61</u>
Noise/Disorderly Premise	<u>56</u>	<u>42</u>
Trespass	<u>41</u>	<u>34</u>
Disorderly Conduct	<u>5</u>	<u>10</u>
Other	<u>1,206</u>	<u>1,241</u>
	1538	1560

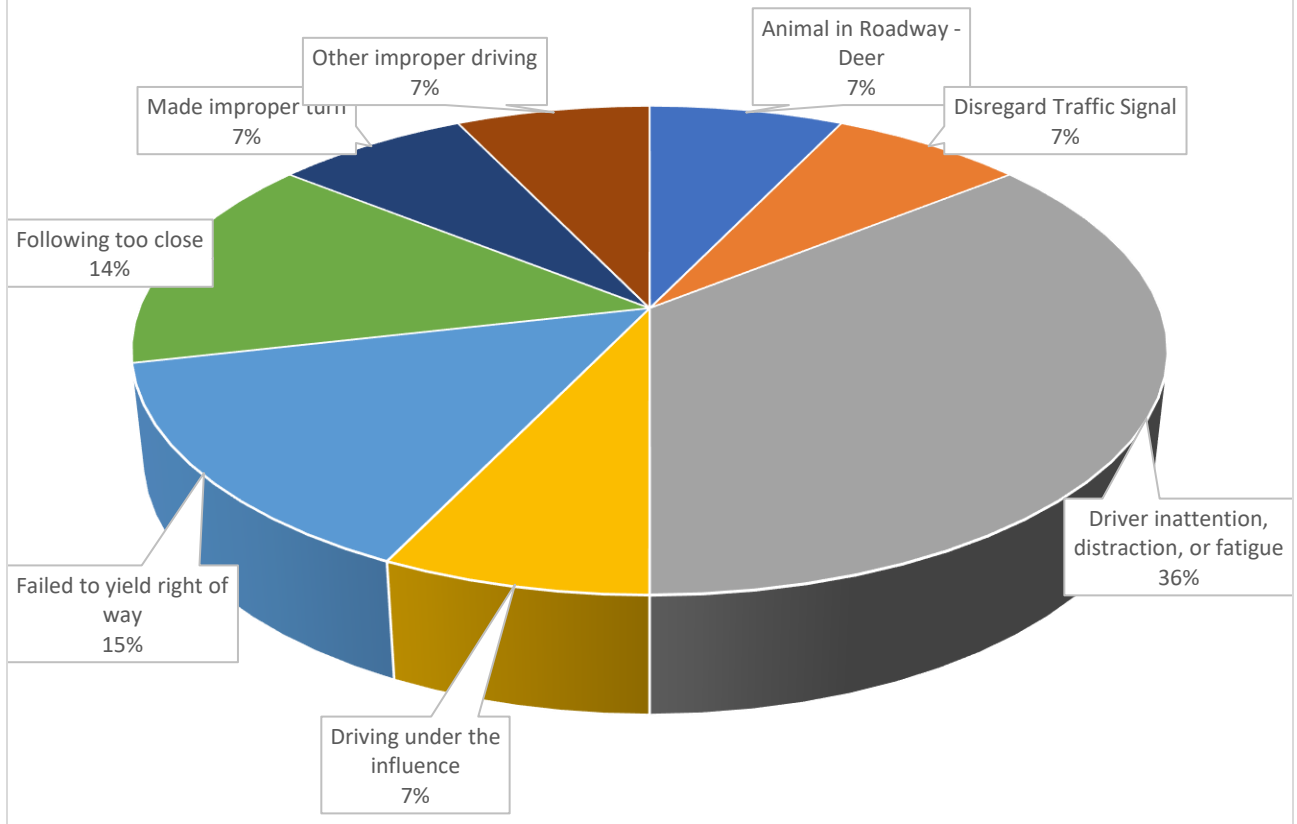
PART III CRIMES

Crime	2024	2023
Alarm	<u>327</u>	<u>275</u>
Animal Control	<u>22</u>	<u>9</u>
Recovered Property	<u>21</u>	<u>21</u>
Service	<u>750</u>	<u>797</u>
Suspicious Per/Veh	<u>202</u>	<u>210</u>
	1322	1312
	3064	3080

November 2024 Crash Data



Primary Contributing Factors



NEW CASTLE CITY POLICE DEPARTMENT MONTHLY REPORT

November 2024
Quality of Life Calls

Location / Incident Type	Total Calls
Airport Plaza Shopping Ctr	4
Disorderly person	3
Theft - Just Occurred	1
Castle Ridge	1
Trespass - Just Occurred	1
Centerpoint Industrial Park	1
Suspicious person	1
New Castle / Shawtown	19
Assault - Just Occurred	1
Barking Dog	1
Burglary - In Progress	3
Burglary - Just Occurred	1
Disorderly person	1
Kidnapping - In Progress	1
Loud Music/Party	1
Noise Complaint	3
Robbery - Just Occurred	1
Suspicious person	3
Terror. Threatening-Just Occurred	1
Theft - Just Occurred	1
Trespass - Just Occurred	1
Penn Valley	1
Disorderly person	1
Riveredge Industrial Park	1
Trespass - In Progress	1
South River Shop Plaza	3
Theft - In Progress	1
Theft - Just Occurred	1
Traffic Violation	1
The Garrison	1
Suspicious person	1
Twin Spans Industrial Park	3
Drunk/Intoxication	1
Suspicious person	1
Suspicious vehicle	1
Van Dyke Plaza	1
Disorderly person	1
Van Dyke Village	2

NEW CASTLE CITY POLICE DEPARTMENT MONTHLY REPORT

Suspicious person	1
Suspicious vehicle	1
Washington Square	1
Animal	1
William Penn Square Townhouses	1
Gun Violation	1
Grand Total	39

Response Time

Each highlighted incident on the graph involves outliers in response time. In several of the incident types there were multiple outliers that affected the overall response time. Several common causes to these deviations are;

1. Responding officer not marked or does not transmit "on scene".
2. Officers delay their direct response to check the area around the location for suspects or victims known to have fled the scene.
3. Incidents are downgraded after entry but prior to dispatch.

Priority One Calls for Service November 2024

Incident Type	Total	Response Time
Accident PI	2	0:07:09
Assault - In Progress	1	0:15:18
Burglary - In Progress	2	0:06:18
CPR in Progress	1	0:02:35
Domestic - In Progress	12	0:04:37
Fight - In Progress	2	0:00:42
Mental Patient Violent	2	0:04:53
Person with Gun	1	0:04:09
Robbery w/Weapons - Just Occurred	1	0:04:06
Shots fired	2	0:08:00
Suicidal Person - In Progress	1	0:13:45
Suicidal Person w/Weapon-In Prog	2	0:05:20
Terror. Threatening-In Progress	1	0:09:17
Grand Total	30	0:05:39